

MINI-MASTER® FLOWMETERS

2" or 1-1/2" Scale, Configurable Valve Option

CALIBRATION SERVICES AVAILABLE



Standard model
MMA-X-LV



Standard model MMA-X
with field configurable
valve, bottom mount



Standard model MMA-X
with field configurable
valve, top mount



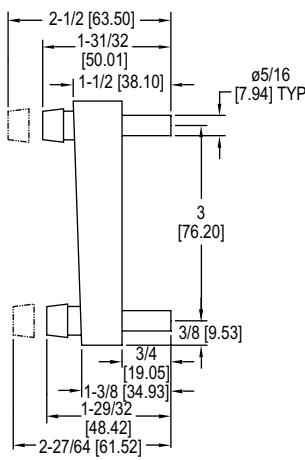
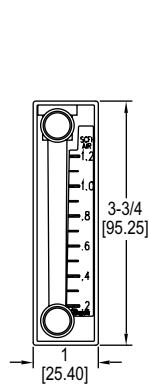
Model MMF-50-PV
1-1/2" scale, with metering
valve, knob



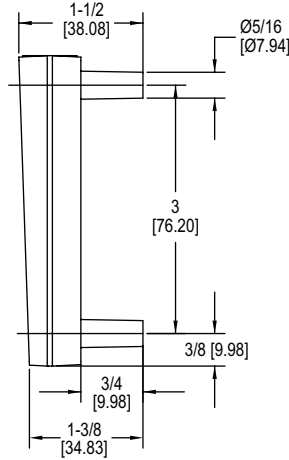
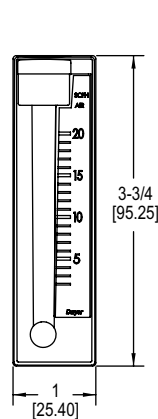
Model MMF-10
with 1-1/2" scale,
no valve



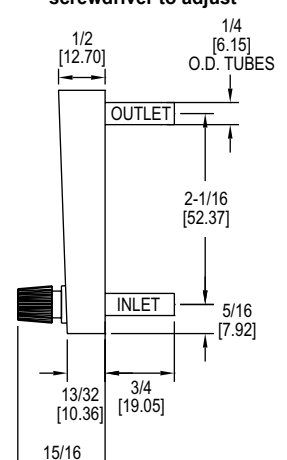
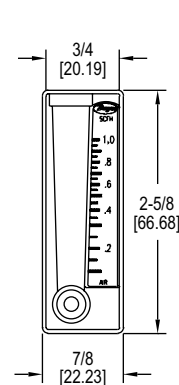
Model MMF-10-TMV
with top-mounted valve-
for vacuum service. Use
screwdriver to adjust



MMA-X



MMA-X-LV



MMF-X

Flowmeters,
Variable Area & In-Line



The **Series MM Mini-Master® Flowmeters** consists of two series of flowmeters suitable for both gas and liquid applications with advanced features at a low cost.

The Series MMA is a 2" (51 mm) scale flowmeter that is user configurable with or without non-removable top or bottom front mounted metering valves. It is constructed from transparent nylon material providing high chemical resistance and is easily disassembled via the provided key for cleaning or reconfiguration.

The Series MMF is a 1-1/2" (38 mm) scale compact flowmeter ideal for measuring small volume air. It features bezel type mounting that can be quickly installed from the front of the instrument panel.

BENEFITS/FEATURES

- Low installation costs with easy mounting
- Long operation life with durable construction
- Precision molding enables high repeatability
- White back on the flow tube allows for better visibility of the float increasing reading accuracy
- Side printed scale graduations allows for instantaneous flow reading saving time
- Compact bodies require minimal panel space freeing valuable space

APPLICATIONS

- Medical equipment
- Air samplers
- Gas analyzers
- Pollution monitors
- Chemical injectors
- Cabinet purging

SPECIFICATIONS

MMA SPECIFICATIONS

- Service:** Compatible gases and liquids.
- Wetted Materials:** Body: Nylon 12; O-rings: Buna-N (optional materials available); Float: Black glass, K monel, stainless steel, tungsten carbide.
- Temperature Limit:** 130°F (54°C).
- Pressure Limit:** 100 psi (6.9 bar) with compression fitting. 50 psi (3.4 bar) with tubing clamp.
- Accuracy:** ±4% FS.
- Process Connection:** 5/16" OD for push on rubber or plastic tubing with provided spring tubing clamp. Connect to rigid tubing with double compression fitting.
- Weight:** 1 oz (28.35 g).
- Compliance:** Meets the technical requirements of EU Directive 2011/65/EU (RoHS II).

MMF SPECIFICATIONS

- Service:** Compatible gases and liquids.
- Wetted Materials:** Body: Styrene acrylonitrile; Float: SS, black glass, nylon; Valve: Polyurethane.
- Temperature Limit:** 125°F (51°C).
- Pressure Limit:** 50 psi (3.4 bar). Valve option: 10 psi (0.6 bar).
- Accuracy:** ±10% FS.
- Process Connection:** 1/4" OD for push on rubber or plastic tubing. Connect to rigid tubing with compression fittings.
- Weight:** 0.5 oz (14.17 g).
- Compliance:** Meets the technical requirements of EU Directive 2011/65/EU (RoHS II).

MINI-MASTER® FLOWMETERS

2" or 1-1/2" Scale, Configurable Valve Option

CALIBRATION SERVICES AVAILABLE

MODEL CHART	
Model	Description
MMA-X	Standard MMA
MMA-X-LV	MMA without configurable valve
How To Order: MMA-Range No.-Optional Valve	
Example: MMA-4-LV (Series MMA with .5-5 SCFH air range without configurable valve)	

ACCESSORIES - MMA	
Model	Description
A-327	5/16" union

RANGE CHART - MMA			
Range No.	SCFH Air	Range No.	LPM Air
3	.5 to 2.5	20	.2 to 1.2
4	.5 to 5	21	.25 to 2.5
5	1 to 10	22	.5 to 5
6	2 to 20	23	1 to 10
7	5 to 50	24	2.5 to 25
8	10 to 100	25	5 to 50
9	20 to 200	26	10 to 100
10	30 to 300	27	15 to 150
Range No.	GPH Water	Range No.	CC/Min. Water
30	1 to 8	35	5 to 50
31	1 to 16	36	10 to 150
32	4 to 40	37	20 to 200
33	5 to 60	38	50 to 500
Range No.	LPM Water		
40	.1 to 1.1		
41	.25 to 2.5		
42	.3 to 3.5		

MODEL CHART	
Model	Description
MMF-X	Standard MMF
MMF-X-PV	MMF with bottom mount valve
MMF-X-TMV	MMF with top mount valve
How To Order: MMF-Range No.-Valve	
Example: MMF-1-PV (Series MMF with .1-1 SCFH air range with valve)	

ACCESSORIES - MMF	
Model	Description
A-328	1/14" union

RANGE CHART - MMF	
Range No.	Range (SCFH Air)
1	.1 to 1
2	.2 to 2
10	1 to 10
50	5 to 50
100	10 to 100

OPTIONS	
To order add suffix:	Description
-NIST	NIST traceable calibration certificate




MMA-X tubing connections secured by clamp. "Standup" mounting clip shown.



Spring retainers on connection tubes secure panel mounted MMA-X. Compression union, P/N A-327 shown.



Model MMF mounts easily from front of panel. Drill two 9/32" or 5/16" dia. holes in panel on 2-1/16" centers. Insert mounting connector spuds. From rear, slide on the two spring retainers (furnished) and push on rubber or plastic tubing.



Model MMF connections. Connector at top, installed in panel, has retainer and flexible tubing in place. Connector at bottom shows alternative connection with metal or rigid plastic tubing, using a double compression nylon tube union (as Dwyer Part No. A-328).