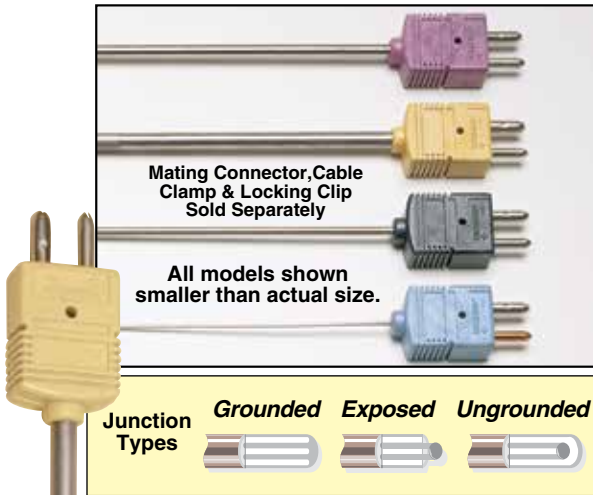


# Quick-Disconnect



# Thermocouples with High-Temperature Standard-Size Connectors Molded to Probe Sheath: Standard Dimensions



- ✓ Connector Body Temperature Rating: 260°C (500°F)
- ✓ Environmentally Friendly, Cadmium-Free, Liquid Crystal Polymer Connector
- ✓ Choice of 304 SS, 316 SS, 321 SS, Inconel®, or Super OMEGACLAD™ XL Sheath
- ✓ High-Strength, Bendable Design
- ✓ Withstands Vibration, High Temperatures, High Pressures
- ✓ Ceramic Connectors Available

See the Technical Reference Section Online for Compression Fittings.

Available as  
**MEETS OR EXCEEDS SPECIAL LIMITS OF ERROR (SLE) AND EN 60584-2: Tolerance Class 1**  
**SUPER OMEGACLAD™ XL THERMOCOUPLE PROBES**

## Standard Dimension-Quick-Disconnect Thermocouples

To Order				
Alloy/ANSI Color Code	Sheath Dia. (inch)	Model No. 12" Length	Model No. 18" Length	Model No. 24" Length
Iron-Constantan Inconel® Sheath <b>J</b>	1/16	HJQIN-116(*)-12	HJQIN-116(*)-18	HJQIN-116(*)-24
	1/8	HJQIN-18(*)-12	HJQIN-18(*)-18	HJQIN-18(*)-24
	3/16	HJQIN-316(*)-12	HJQIN-316(*)-18	HJQIN-316(*)-24
	1/4	HJQIN-14(*)-12	HJQIN-14(*)-18	HJQIN-14(*)-24
Iron-Constantan 304 SS Sheath <b>J</b>	1/16	HJQSS-116(*)-12	HJQSS-116(*)-18	HJQSS-116(*)-24
	1/8	HJQSS-18(*)-12	HJQSS-18(*)-18	HJQSS-18(*)-24
	3/16	HJQSS-316(*)-12	HJQSS-316(*)-18	HJQSS-316(*)-24
	1/4	HJQSS-14(*)-12	HJQSS-14(*)-18	HJQSS-14(*)-24
CHROMEQA™-ALOMEGA™ Inconel® Sheath <b>K</b>	1/16	HKQIN-116(*)-12	HKQIN-116(*)-18	HKQIN-116(*)-24
	1/8	HKQIN-18(*)-12	HKQIN-18(*)-18	HKQIN-18(*)-24
	3/16	HKQIN-316(*)-12	HKQIN-316(*)-18	HKQIN-316(*)-24
	1/4	HKQIN-14(*)-12	HKQIN-14(*)-18	HKQIN-14(*)-24
CHROMEQA™-ALOMEGA™ 304 SS Sheath <b>K</b>	1/16	HKQSS-116(*)-12	HKQSS-116(*)-18	HKQSS-116(*)-24
	1/8	HKQSS-18(*)-12	HKQSS-18(*)-18	HKQSS-18(*)-24
	3/16	HKQSS-316(*)-12	HKQSS-316(*)-18	HKQSS-316(*)-24
	1/4	HKQSS-14(*)-12	HKQSS-14(*)-18	HKQSS-14(*)-24
CHROMEQA™-ALOMEGA™ Super OMEGACLAD™ XL Sheath <b>K</b>	1/16	HKQXL-116(*)-12	HKQXL-116(*)-18	HKQXL-116(*)-24
	1/8	HKQXL-18(*)-12	HKQXL-18(*)-18	HKQXL-18(*)-24
	3/16	HKQXL-316(*)-12	HKQXL-316(*)-18	HKQXL-316(*)-24
	1/4	HKQXL-14(*)-12	HKQXL-14(*)-18	HKQXL-14(*)-24
OMEGA-P™-OMEGA-N™ Super OMEGACLAD™ XL Sheath <b>N</b>	1/16	HNQXL-116(*)-12	HNQXL-116(*)-18	HNQXL-116(*)-24
	1/8	HNQXL-18(*)-12	HNQXL-18(*)-18	HNQXL-18(*)-24
	3/16	HNQXL-316(*)-12	HNQXL-316(*)-18	HNQXL-316(*)-24
	1/4	HNQXL-14(*)-12	HNQXL-14(*)-18	HNQXL-14(*)-24
CHROMEQA™ - Constantan Inconel® Sheath <b>E</b>	1/16	HEQIN-116(*)-12	HEQIN-116(*)-18	HEQIN-116(*)-24
	1/8	HEQIN-18(*)-12	HEQIN-18(*)-18	HEQIN-18(*)-24
	3/16	HEQIN-316(*)-12	HEQIN-316(*)-18	HEQIN-316(*)-24
	1/4	HEQIN-14(*)-12	HEQIN-14(*)-18	HEQIN-14(*)-24
CHROMEQA™ - Constantan 304 SS Sheath <b>E</b>	1/16	HEQSS-116(*)-12	HEQSS-116(*)-18	HEQSS-116(*)-24
	1/8	HEQSS-18(*)-12	HEQSS-18(*)-18	HEQSS-18(*)-24
	3/16	HEQSS-316(*)-12	HEQSS-316(*)-18	HEQSS-316(*)-24
	1/4	HEQSS-14(*)-12	HEQSS-14(*)-18	HEQSS-14(*)-24
Copper-Constantan Inconel® Sheath <b>T</b>	1/16	HTQIN-116(*)-12	HTQIN-116(*)-18	HTQIN-116(*)-24
	1/8	HTQIN-18(*)-12	HTQIN-18(*)-18	HTQIN-18(*)-24
	3/16	HTQIN-316(*)-12	HTQIN-316(*)-18	HTQIN-316(*)-24
	1/4	HTQIN-14(*)-12	HTQIN-14(*)-18	HTQIN-14(*)-24
Copper-Constantan 304 SS Sheath <b>T</b>	1/16	HTQSS-116(*)-12	HTQSS-116(*)-18	HTQSS-116(*)-24
	1/8	HTQSS-18(*)-12	HTQSS-18(*)-18	HTQSS-18(*)-24
	3/16	HTQSS-316(*)-12	HTQSS-316(*)-18	HTQSS-316(*)-24
	1/4	HTQSS-14(*)-12	HTQSS-14(*)-18	HTQSS-14(*)-24

\* Specify junction type: "G" (Grounded), "E" (Exposed) or "U" (Ungrounded). To order with 310 SS, 316 SS or 321 SS sheath, change "SS" in model number to "310SS", "316SS" or "321SS", no additional charge. For lengths under 12" or over 24" consult Sales. Type N Inconel® sheathing is available; contact Sales for model numbers. **Ordering Example: HKQSS-18U-12**, molded-junction quick-disconnect probe, Type K (CHROMEQA™-ALOMEGA™), 304 SS sheath, 1/8" OD, ungrounded junction, 12" length.

# Quick-Disconnect Thermocouples with High-Temperature Standard-Size Connectors Molded to Probe Sheath: **Metric** Dimensions


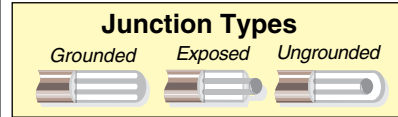
Standard-size high-temperature thermocouple connector is molded directly onto thermocouple probe sheath. Mating Connector, Cable Clamp & Locking Clip Sold Separately



All models shown smaller than actual size.

Available as  
**MEETS OR EXCEEDS SPECIFIC UNIT TEST OF ERROR (SLE) AND EN 60584-2: Tolerance Class 1**  
**SUPER OMEGACLAD™ XL THERMOCOUPLE PROBES**

See the Technical Reference Section Online for Compression Fittings.



## Metric Dimensions—Quick-Disconnect Thermocouples

To Order				
Alloy/ANSI Color Code	Sheath Dia. Dia. (mm)	Model No. 300 mm Length	Model No. 450 mm Length	Model No. 600 mm Length
Iron-Constantan Inconel® Sheath <b>J</b>	1.5	HJQIN-M15(*)-300	HJQIN-M15(*)-450	HJQIN-M15(*)-600
	3.0	HJQIN-M30(*)-300	HJQIN-M30(*)-450	HJQIN-M30(*)-600
	4.5	HJQIN-M45(*)-300	HJQIN-M45(*)-450	HJQIN-M45(*)-600
	6.0	HJQIN-M60(*)-300	HJQIN-M60(*)-450	HJQIN-M60(*)-600
Iron-Constantan 304 SS Sheath <b>J</b>	1.5	HJQSS-M15(*)-300	HJQSS-M15(*)-450	HJQSS-M15(*)-600
	3.0	HJQSS-M30(*)-300	HJQSS-M30(*)-450	HJQSS-M30(*)-600
	4.5	HJQSS-M45(*)-300	HJQSS-M45(*)-450	HJQSS-M45(*)-600
	6.0	HJQSS-M60(*)-300	HJQSS-M60(*)-450	HJQSS-M60(*)-600
CHROMEGLA™- ALOMEGA™ Inconel® Sheath <b>K</b>	1.5	HKQIN-M15(*)-300	HKQIN-M15(*)-450	HKQIN-M15(*)-600
	3.0	HKQIN-M30(*)-300	HKQIN-M30(*)-450	HKQIN-M30(*)-600
	4.5	HKQIN-M45(*)-300	HKQIN-M45(*)-450	HKQIN-M45(*)-600
	6.0	HKQIN-M60(*)-300	HKQIN-M60(*)-450	HKQIN-M60(*)-600
CHROMEGLA™- ALOMEGA™ 304 SS Sheath <b>K</b>	1.5	HKQSS-M15(*)-300	HKQSS-M15(*)-450	HKQSS-M15(*)-600
	3.0	HKQSS-M30(*)-300	HKQSS-M30(*)-450	HKQSS-M30(*)-600
	4.5	HKQSS-M45(*)-300	HKQSS-M45(*)-450	HKQSS-M45(*)-600
	6.0	HKQSS-M60(*)-300	HKQSS-M60(*)-450	HKQSS-M60(*)-600
CHROMEGLA™- ALOMEGA™ Super OMEGACLAD™ XL Sheath <b>K</b>	1.5	HKQXL-M15(*)-300	HKQXL-M15(*)-450	HKQXL-M15(*)-600
	3.0	HKQXL-M30(*)-300	HKQXL-M30(*)-450	HKQXL-M30(*)-600
	4.5	HKQXL-M45(*)-300	HKQXL-M45(*)-450	HKQXL-M45(*)-600
	6.0	HKQXL-M60(*)-300	HKQXL-M60(*)-450	HKQXL-M60(*)-600
OMEGA-P™-OMEGA-N™ Super OMEGACLAD™ XL Sheath <b>N</b>	1.5	HNQXL-M15(*)-300	HNQXL-M15(*)-450	HNQXL-M15(*)-600
	3.0	HNQXL-M30(*)-300	HNQXL-M30(*)-450	HNQXL-M30(*)-600
	4.5	HNQXL-M45(*)-300	HNQXL-M45(*)-450	HNQXL-M45(*)-600
	6.0	HNQXL-M60(*)-300	HNQXL-M60(*)-450	HNQXL-M60(*)-600
CHROMEGLA™- Constantan Inconel® Sheath <b>E</b>	1.5	HEQIN-M15(*)-300	HEQIN-M15(*)-450	HEQIN-M15(*)-600
	3.0	HEQIN-M30(*)-300	HEQIN-M30(*)-450	HEQIN-M30(*)-600
	4.5	HEQIN-M45(*)-300	HEQIN-M45(*)-450	HEQIN-M45(*)-600
	6.0	HEQIN-M60(*)-300	HEQIN-M60(*)-450	HEQIN-M60(*)-600
CHROMEGLA™- Constantan 304 SS Sheath <b>E</b>	1.5	HEQSS-M15(*)-300	HEQSS-M15(*)-450	HEQSS-M15(*)-600
	3.0	HEQSS-M30(*)-300	HEQSS-M30(*)-450	HEQSS-M30(*)-600
	4.5	HEQSS-M45(*)-300	HEQSS-M45(*)-450	HEQSS-M45(*)-600
	6.0	HEQSS-M60(*)-300	HEQSS-M60(*)-450	HEQSS-M60(*)-600
Copper-Constantan Inconel® Sheath <b>T</b>	1.5	HTQIN-M15(*)-300	HTQIN-M15(*)-450	HTQIN-M15(*)-600
	3.0	HTQIN-M30(*)-300	HTQIN-M30(*)-450	HTQIN-M30(*)-600
	4.5	HTQIN-M45(*)-300	HTQIN-M45(*)-450	HTQIN-M45(*)-600
	6.0	HTQIN-M60(*)-300	HTQIN-M60(*)-450	HTQIN-M60(*)-600
Copper-Constantan 304 SS Sheath <b>T</b>	1.5	HTQSS-M15(*)-300	HTQSS-M15(*)-450	HTQSS-M15(*)-600
	3.0	HTQSS-M30(*)-300	HTQSS-M30(*)-450	HTQSS-M30(*)-600
	4.5	HTQSS-M45(*)-300	HTQSS-M45(*)-450	HTQSS-M45(*)-600
	6.0	HTQSS-M60(*)-300	HTQSS-M60(*)-450	HTQSS-M60(*)-600

\* Specify junction type: "G" (Grounded), "E" (Exposed) or "U" (Ungrounded). To order with 310 SS, 316 SS or 321 SS sheath, change "SS" in model number to "310SS", "316SS" or "321SS", no additional charge. For lengths over 600 mm or under 300 mm, consult Sales. Type N Inconel® sheathing is available; contact Sales for model numbers. **Ordering Example: HKQIN-M30U-300**, molded-junction quick-disconnect probe, Type K (CHROMEGLA™-ALOMEGA™), 304 SS sheath, 3 mm OD, grounded junction, 300 mm length.

**Standard HJQIN Accessories**

Alloy/ANSI Color Code	Model No. 12" Length	Model No. 18" Length	Model No. 24" Length	Mating Connector Model No.	Cable Clamp Model No.	Safety Clip Model No.
Iron-Constantan Inconel® Sheath <b>J</b>	HJQIN-116(*)-12 HJQIN-18(*)-12 HJQIN-316(*)-12 HJQIN-14(*)-12	HJQIN-116(*)-18 HJQIN-18(*)-18 HJQIN-316(*)-18 HJQIN-14(*)-18	HJQIN-116(*)-24 HJQIN-18(*)-24 HJQIN-316(*)-24 HJQIN-14(*)-24	HSTW-J-F	PLCM	SFCL
Iron-Constantan 304 SS Sheath <b>J</b>	HJQSS-116(*)-12 HJQSS-18(*)-12 HJQSS-316(*)-12 HJQSS-14(*)-12	HJQSS-116(*)-18 HJQSS-18(*)-18 HJQSS-316(*)-18 HJQSS-14(*)-18	HJQSS-116(*)-24 HJQSS-18(*)-24 HJQSS-316(*)-24 HJQSS-14(*)-24	HSTW-J-F		
CHROMEQA™-ALOMEGA™ Inconel® Sheath <b>K</b>	HKQIN-116(*)-12 HKQIN-18(*)-12 HKQIN-316(*)-12 HKQIN-14(*)-12	HKQIN-116(*)-18 HKQIN-18(*)-18 HKQIN-316(*)-18 HKQIN-14(*)-18	HKQIN-116(*)-24 HKQIN-18(*)-24 HKQIN-316(*)-24 HKQIN-14(*)-24	HSTW-K-F		
CHROMEQA™-ALOMEGA™ 304 SS Sheath <b>K</b>	HKQSS-116(*)-12 HKQSS-18(*)-12 HKQSS-316(*)-12 HKQSS-14(*)-12	HKQSS-116(*)-18 HKQSS-18(*)-18 HKQSS-316(*)-18 HKQSS-14(*)-18	HKQSS-116(*)-24 HKQSS-18(*)-24 HKQSS-316(*)-24 HKQSS-14(*)-24	HSTW-K-F		
CHROMEQA™-ALOMEGA™ Super OMEGA CLAD™ XL Sheath <b>K</b>	HKQXL-116(*)-12 HKQXL-18(*)-12 HKQXL-316(*)-12 HKQXL-14(*)-12	HKQXL-116(*)-18 HKQXL-18(*)-18 HKQXL-316(*)-18 HKQXL-14(*)-18	HKQXL-116(*)-24 HKQXL-18(*)-24 HKQXL-316(*)-24 HKQXL-14(*)-24	HSTW-K-F		
OMEGA-P™ -OMEGA-N™ Super OMEGA CLAD™ XL Sheath <b>N</b>	HNQXL-116(*)-12 HNQXL-18(*)-12 HNQXL-316(*)-12 HNQXL-14(*)-12	HNQXL-116(*)-18 HNQXL-18(*)-18 HNQXL-316(*)-18 HNQXL-14(*)-18	HNQXL-116(*)-24 HNQXL-18(*)-24 HNQXL-316(*)-24 HNQXL-14(*)-24	HSTW-N-F		
CHROMEQA™ - Constantan Inconel® Sheath <b>E</b>	HEQIN-116(*)-12 HEQIN-18(*)-12 HEQIN-316(*)-12 HEQIN-14(*)-12	HEQIN-116(*)-18 HEQIN-18(*)-18 HEQIN-316(*)-18 HEQIN-14(*)-18	HEQIN-116(*)-24 HEQIN-18(*)-24 HEQIN-316(*)-24 HEQIN-14(*)-24	HSTW-E-F		
CHROMEQA™ - Constantan 304 SS Sheath <b>E</b>	HEQSS-116(*)-12 HEQSS-18(*)-12 HEQSS-316(*)-12 HEQSS-14(*)-12	HEQSS-116(*)-18 HEQSS-18(*)-18 HEQSS-316(*)-18 HEQSS-14(*)-18	HEQSS-116(*)-24 HEQSS-18(*)-24 HEQSS-316(*)-24 HEQSS-14(*)-24	HSTW-E-F		
Copper-Constantan Inconel® Sheath <b>T</b>	HTQIN-116(*)-12 HTQIN-18(*)-12 HTQIN-316(*)-12 HTQIN-14(*)-12	HTQIN-116(*)-18 HTQIN-18(*)-18 HTQIN-316(*)-18 HTQIN-14(*)-18	HTQIN-116(*)-24 HTQIN-18(*)-24 HTQIN-316(*)-24 HTQIN-14(*)-24	HSTW-T-F		
Copper-Constantan 304 SS Sheath <b>T</b>	HTQSS-116(*)-12 HTQSS-18(*)-12 HTQSS-316(*)-12 HTQSS-14(*)-12	HTQSS-116(*)-18 HTQSS-18(*)-18 HTQSS-316(*)-18 HTQSS-14(*)-18	HTQSS-116(*)-24 HTQSS-18(*)-24 HTQSS-316(*)-24 HTQSS-14(*)-24	HSTW-T-F		

All Accessories Sold Separately.

\* Specify junction type: "G" (Grounded), "E" (Exposed) or "U" (Ungrounded).

**Metric HJQIN Accessories**

Alloy/ANSI Color Code	Model No. 12" Length	Model No. 18" Length	Model No. 24" Length	Mating Connector Model No.	Cable Clamp Model No.	Safety Clip Model No.
Iron-Constantan Inconel® Sheath <b>J</b>	HJQIN-M15(*)-300 HJQIN-M30(*)-300 HJQIN-M45(*)-300 HJQIN-M60(*)-300	HJQIN-M15(*)-450 HJQIN-M30(*)-450 HJQIN-M45(*)-450 HJQIN-M60(*)-450	HJQIN-M15(*)-600 HJQIN-M30(*)-600 HJQIN-M45(*)-600 HJQIN-M60(*)-600	HSTW-J-F	PLCM	SFCL
Iron-Constantan 304 SS Sheath <b>J</b>	HJQSS-M15(*)-300 HJQSS-M30(*)-300 HJQSS-M45(*)-300 HJQSS-M60(*)-300	HJQSS-M15(*)-450 HJQSS-M30(*)-450 HJQSS-M45(*)-450 HJQSS-M60(*)-450	HJQSS-M15(*)-600 HJQSS-M30(*)-600 HJQSS-M45(*)-600 HJQSS-M60(*)-600	HSTW-J-F		
CHROMEGLA™-ALOMEGA™ Inconel® Sheath <b>K</b>	HKQIN-M15(*)-300 HKQIN-M30(*)-300 HKQIN-M45(*)-300 HKQIN-M60(*)-300	HKQIN-M15(*)-450 HKQIN-M30(*)-450 HKQIN-M45(*)-450 HKQIN-M60(*)-450	HKQIN-M15(*)-600 HKQIN-M30(*)-600 HKQIN-M45(*)-600 HKQIN-M60(*)-600	HSTW-K-F		
CHROMEGLA™-ALOMEGA™ 304 SS Sheath <b>K</b>	HKQSS-M15(*)-300 HKQSS-M30(*)-300 HKQSS-M45(*)-300 HKQSS-M60(*)-300	HKQSS-M15(*)-450 HKQSS-M30(*)-450 HKQSS-M45(*)-450 HKQSS-M60(*)-450	HKQSS-M15(*)-600 HKQSS-M30(*)-600 HKQSS-M45(*)-600 HKQSS-M60(*)-600	HSTW-K-F		
CHROMEGLA™-ALOMEGA™ Super OMEGACLAD™ XL Sheath <b>K</b>	HKQXL-M15(*)-300 HKQXL-M30(*)-300 HKQXL-M45(*)-300 HKQXL-M60(*)-300	HKQXL-M15(*)-450 HKQXL-M30(*)-450 HKQXL-M45(*)-450 HKQXL-M60(*)-450	HKQXL-M15(*)-600 HKQXL-M30(*)-600 HKQXL-M45(*)-600 HKQXL-M60(*)-600	HSTW-K-F		
OMEGA-P™ -OMEGA-N™ Super OMEGACLAD™ XL Sheath <b>N</b>	HNQXL-M15(*)-300 HNQXL-M30(*)-300 HNQXL-M45(*)-300 HNQXL-M60(*)-300	HNQXL-M15(*)-450 HNQXL-M30(*)-450 HNQXL-M45(*)-450 HNQXL-M60(*)-450	HNQXL-M15(*)-600 HNQXL-M30(*)-600 HNQXL-M45(*)-600 HNQXL-M60(*)-600	HSTW-N-F		
CHROMEGLA™ - Constantan Inconel® Sheath <b>E</b>	HEQIN-M15(*)-300 HEQIN-M30(*)-300 HEQIN-M45(*)-300 HEQIN-M60(*)-300	HEQIN-M15(*)-450 HEQIN-M30(*)-450 HEQIN-M45(*)-450 HEQIN-M60(*)-450	HEQIN-M15(*)-600 HEQIN-M30(*)-600 HEQIN-M45(*)-600 HEQIN-M60(*)-600	HSTW-E-F		
CHROMEGLA™ - Constantan 304 SS Sheath <b>E</b>	HEQSS-M15(*)-300 HEQSS-M30(*)-300 HEQSS-M45(*)-300 HEQSS-M60(*)-300	HEQSS-M15(*)-450 HEQSS-M30(*)-450 HEQSS-M45(*)-450 HEQSS-M60(*)-450	HEQSS-M15(*)-600 HEQSS-M30(*)-600 HEQSS-M45(*)-600 HEQSS-M60(*)-600	HSTW-E-F		
Copper-Constantan Inconel® Sheath <b>T</b>	HTQIN-M15(*)-300 HTQIN-M30(*)-300 HTQIN-M45(*)-300 HTQIN-M60(*)-300	HTQIN-M15(*)-450 HTQIN-M30(*)-450 HTQIN-M45(*)-450 HTQIN-M60(*)-450	HTQIN-M15(*)-600 HTQIN-M30(*)-600 HTQIN-M45(*)-600 HTQIN-M60(*)-600	HSTW-T-F		
Copper-Constantan 304 SS Sheath <b>T</b>	HTQSS-M15(*)-300 HTQSS-M30(*)-300 HTQSS-M45(*)-300 HTQSS-M60(*)-300	HTQSS-M15(*)-450 HTQSS-M30(*)-450 HTQSS-M45(*)-450 HTQSS-M60(*)-450	HTQSS-M15(*)-600 HTQSS-M30(*)-60 HTQSS-M45(*)-600 HTQSS-M60(*)-600	HSTW-T-F		

All Accessories Sold Separately.

\* Specify junction type: "G" (Grounded), "E" (Exposed) or "U" (Ungrounded).