

Both **STANDARD** and **METRIC** dimensions with 304 SS and Inconel Sheath; 150 & 300 mm (6 & 12") Lengths!



Images are for reference only.

High Temperature LCP (260°C) Available



✓ **Mating Connector, Cable Clamp, Ground Strap Sold Separately**

The Foolproof Connector!

Interior and side screws have combination heads, so you can use either a flathead or Phillips screwdriver. The cover screw can even be turned with a dime! And, it's captive, so it won't fall out.

Images are for reference only.

Metric Dimensions

To Order			
Alloy/ANSI Color Code	Sheath Dia. mm	Model No. 150 mm Length	Model No. 300 mm Length
IRON-CONSTANTAN 304 SS Sheath J	1.0 1.5 3.0	GJMQSS-M100(*)-150 GJMQSS-M150(*)-150 GJMQSS-M300(*)-150	GJMQSS-M100(*)-300 GJMQSS-M150(*)-300 GJMQSS-M300(*)-300
CHROMEGA™-ALOMEGA™ 304 SS Sheath K	1.0 1.5 3.0	GKMQSS-M100(*)-150 GKMQSS-M150(*)-150 GKMQSS-M300(*)-150	GKMQSS-M100(*)-300 GKMQSS-M150(*)-300 GKMQSS-M300(*)-300
CHROMEGA™-CONSTANTAN 304 SS Sheath E	1.0 1.5 3.0	GEMQSS-M100(*)-150 GEMQSS-M150(*)-150 GEMQSS-M300(*)-150	GEMQSS-M100(*)-300 GEMQSS-M150(*)-300 GEMQSS-M300(*)-300
COPPER-CONSTANTAN 304 SS Sheath T	1.0 1.5 3.0	GTMQSS-M100(*)-150 GTMQSS-M150(*)-150 GTMQSS-M300(*)-150	GTMQSS-M100(*)-300 GTMQSS-M150(*)-300 GTMQSS-M300(*)-300

* Specify junction type: "E" (Exposed), "G" (Grounded), or "U" (Ungrounded). Extra ground straps, **GS-GMQ-10**, for additional cost.
 † Other lengths available, consult Sales Department. **To Order other Sheaths**, change "SS" in model number to "IN" for Inconel, no additional charge; for high temperature LCP (liquid crystal polymer) connector body (260°C max), add "H" to the beginning of the model number for additional cost.
Ordering Example: GKMQSS-M150U-150, in **Metric** dimensions, miniature quick disconnect probe Type K, stainless steel sheath, 1.5 mm OD, 150 mm long, ungrounded junction.

Standard Dimensions

To Order			
Alloy/ANSI Color Code	Sheath Dia. Inch	Model No. 6" Length	Model No. 12" Length
IRON-CONSTANTAN 304 SS Sheath J	0.040 0.062 0.125	GJMQSS-040(*)-6 GJMQSS-062(*)-6 GJMQSS-125(*)-6	GJMQSS-040(*)-12 GJMQSS-062(*)-12 GJMQSS-125(*)-12
CHROMEGA™-ALOMEGA™ 304 SS Sheath K	0.040 0.062 0.125	GKMQSS-040(*)-6 GKMQSS-062(*)-6 GKMQSS-125(*)-6	GKMQSS-040(*)-12 GKMQSS-062(*)-12 GKMQSS-125(*)-12
CHROMEGA™-CONSTANTAN 304 SS Sheath E	0.040 0.062 0.125	GEMQSS-040(*)-6 GEMQSS-062(*)-6 GEMQSS-125(*)-6	GEMQSS-040(*)-12 GEMQSS-062(*)-12 GEMQSS-125(*)-12
COPPER-CONSTANTAN 304 SS Sheath T	0.040 0.062 0.125	GTMQSS-040(*)-6 GTMQSS-062(*)-6 GTMQSS-125(*)-6	GTMQSS-040(*)-12 GTMQSS-062(*)-12 GTMQSS-125(*)-12

* Specify junction type: "E" (Exposed), "G" (Grounded), or "U" (Ungrounded). Extra ground straps, **GS-GMQ-10**.
 † Other lengths available, consult Sales Department. **To Order other Sheaths**, change "SS" in model number to "IN" for Inconel, no additional charge; for high temperature LCP (liquid crystal polymer) connector body (260°C max), add "H" to the beginning of the model number for additional cost. Straight connectors are also available, please consult custom engineering.
Ordering Example: GKMQSS-062U-6, in **Standard** dimensions, miniature quick disconnect probe Type K, stainless steel sheath, 0.062" OD, 6" long, ungrounded junction.

Low Noise Thermocouple Probes With Standard Size Connectors

Metric and Standard Dimensions



Available as



High Temperature LCP (260°C) Available

Each probe includes protective ground strap, and locking clip. Extra straps, Model GS-GST-10

For twisted shielded wire please see the technical reference section online.

Images are for reference only.

- ✓ Glass Filled Nylon Connector Body Rated 220°C (425°F) or LCP High Temperature Connector Body Available Rated 260°C (500°F)
- ✓ Connector Body Rated to 220°C (425°F)
- ✓ Ground Strap Connection Provides Protection Against Electrical Noise
- ✓ Write-On Area for Easy Identification
- ✓ Compatible with Standard Style Probes and Connectors
- ✓ Mating Connector, Cable Clamp, Write-On Windows Ground Strap, and Locking Clip Sold Separately
- ✓ 304 SS and Inconel® Sheath Available
- ✓ Cal-5 Available

The Omega™ low noise thermocouple probes and connectors maintain an electrical connection from the sheath of the probe, through the connectors, all the way to your instrumentation. This system assures high accuracy measurements, providing protection against electrical noise. The external strap maintains the electrical connection of the ground wire, and also strengthens the mechanical connection between the two connectors. The female connector features a handy write-on area, for easy identification.

Extra Replacement Write-On Windows

Model No.	Description
WCP-L	GST connector face
WCP-GST	Connector/probe side

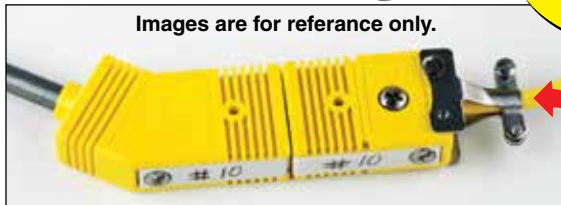
Discount Schedule

1-10 Units	Net
11-24 Units	10%
25-49 Units	20%
50 and Up	Consult Sales

The write-on connector is a U.S. patented design of Omega Engineering, Inc.

Probes shown actual size.

Images are for reference only.



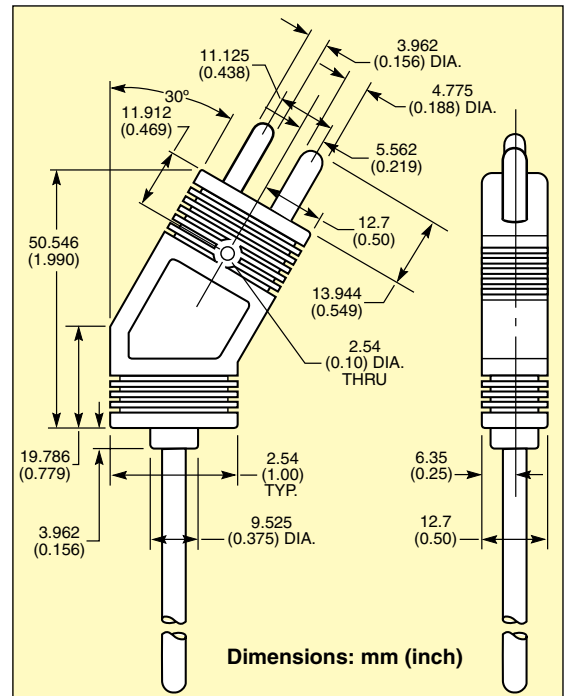
Mating connector, clamps and locking clip sold separately.

For applications not requiring the external ground strap, plastic write-on windows are included with each probe. Note: Windows cannot be used concurrently with ground straps.

To order low noise thermocouple probes with higher temperature LCP (liquid crystal polymer) rated to 260°C (500°F), add "H" to the beginning of the model number for additional cost.

Ordering Example: HGKQIN-180-12, low noise thermocouple probe with standard size high temperature LCP connector body, Type K, Inconel sheath, 1/8" OD, ungrounded junction, 12" length.

Please visit us online for compression fittings



Low Noise Standard Size Thermocouple Probes


Standard and Metric Dimensions



Probes shown smaller than actual size.



IN STOCK!
Probes with 304 SS and Inconel Sheaths are stocked for FAST Delivery!



Extra Replacement Write-On Windows

Model No.	Description
WCP-L	GST connector face
WCP-GST	Connector/probe side

Sold separately protective ground strap, locking clip and female connector. Extra straps, GS-GST-10.

Standard Dimensions - Quick Disconnect Probes with Standard Size Connectors

To Order				
Alloy/ANSI Color Code	Sheath Dia. in.	Model No. 12" Length	Model No. 18" Length	Model No. 24" Length
IRON-CONSTANTAN 304 SS Sheath	J	1/16" GJQSS-116(*)-12	GJQSS-116(*)-18	GJQSS-116(*)-24
		1/8" GJQSS-18(*)-12	GJQSS-18(*)-18	GJQSS-18(*)-24
		3/16" GJQSS-316(*)-12	GJQSS-316(*)-18	GJQSS-316(*)-24
		1/4" GJQSS-14(*)-12	GJQSS-14(*)-18	GJQSS-14(*)-24
CHROMEGLAD™-ALOMEGA™ 304 SS Sheath	K	1/16" GKQSS-116(*)-12	GKQSS-116(*)-18	GKQSS-116(*)-24
		1/8" GKQSS-18(*)-12	GKQSS-18(*)-18	GKQSS-18(*)-24
		3/16" GKQSS-316(*)-12	GKQSS-316(*)-18	GKQSS-316(*)-24
		1/4" GKQSS-14(*)-12	GKQSS-14(*)-18	GKQSS-14(*)-24
CHROMEGLAD™-CONSTANTAN 304 SS Sheath	E	1/16" GEQSS-116(*)-12	GEQSS-116(*)-18	GEQSS-116(*)-24
		1/8" GEQSS-18(*)-12	GEQSS-18(*)-18	GEQSS-18(*)-24
		3/16" GEQSS-316(*)-12	GEQSS-316(*)-18	GEQSS-316(*)-24
		1/4" GEQSS-14(*)-12	GEQSS-14(*)-18	GEQSS-14(*)-24
COPPER-CONSTANTAN 304 SS Sheath	T	1/16" GTQSS-116(*)-12	GTQSS-116(*)-18	GTQSS-116(*)-24
		1/8" GTQSS-18(*)-12	GTQSS-18(*)-18	GTQSS-18(*)-24
		3/16" GTQSS-316(*)-12	GTQSS-316(*)-18	GTQSS-316(*)-24
		1/4" GTQSS-14(*)-12	GTQSS-14(*)-18	GTQSS-14(*)-24

Metric Models - Quick Disconnect Probes with Standard Size Connectors

Alloy/ANSI Color Code	Sheath Dia. mm	Model No. 300 mm Length	Model No. 450 mm Length	Model No. 600 mm Length
IRON-CONSTANTAN 304 SS Sheath	J	1.5 GJQSS-M15(*)-300	GJQSS-M15(*)-450	GJQSS-M15(*)-600
		3.0 GJQSS-M30(*)-300	GJQSS-M30(*)-450	GJQSS-M30(*)-600
		4.5 GJQSS-M45(*)-300	GJQSS-M45(*)-450	GJQSS-M45(*)-600
		6.0 GJQSS-M60(*)-300	GJQSS-M60(*)-450	GJQSS-M60(*)-600
CHROMEGLAD™-ALOMEGA™ 304 SS Sheath	K	1.5 GKQSS-M15(*)-300	GKQSS-M15(*)-450	GKQSS-M15(*)-600
		3.0 GKQSS-M30(*)-300	GKQSS-M30(*)-450	GKQSS-M30(*)-600
		4.5 GKQSS-M45(*)-300	GKQSS-M45(*)-450	GKQSS-M45(*)-600
		6.0 GKQSS-M60(*)-300	GKQSS-M60(*)-450	GKQSS-M60(*)-600
CHROMEGLAD™-CONSTANTAN 304 SS Sheath	E	1.5 GEQSS-M15(*)-300	GEQSS-M15(*)-450	GEQSS-M15(*)-600
		3.0 GEQSS-M30(*)-300	GEQSS-M30(*)-450	GEQSS-M30(*)-600
		4.5 GEQSS-M45(*)-300	GEQSS-M45(*)-450	GEQSS-M45(*)-600
		6.0 GEQSS-M60(*)-300	GEQSS-M60(*)-450	GEQSS-M60(*)-600
COPPER-CONSTANTAN 304 SS Sheath	T	1.5 GTQSS-M15(*)-300	GTQSS-M15(*)-450	GTQSS-M15(*)-600
		3.0 GTQSS-M30(*)-300	GTQSS-M30(*)-450	GTQSS-M30(*)-600
		4.5 GTQSS-M45(*)-300	GTQSS-M45(*)-450	GTQSS-M45(*)-600
		6.0 GTQSS-M60(*)-300	GTQSS-M60(*)-450	GTQSS-M60(*)-600

Sold separately mating connector, cable clamp, ground strap and locking clip. Extra ground straps, GS-GST-10, for additional costs.

* Specify junction type: "G" (Grounded), "E" (Exposed), or "U" (Ungrounded).

† Other lengths available, consult Sales Department. To Order other Sheaths, change "SS" in part no. to "IN" for Inconel, no additional charge; for high temperature LCP (liquid crystal polymer) connector body, add "H" to beginning of model number for additional cost.

Ordering Example: GKQSS-M15U-300, quick disconnect probe, Type K, 304SS sheath, 1.5 mm OD, ungrounded junction, 300 mm length.

Standard Model Accessories

Alloy/ANSI Color Code	Model No. 12" Length	Model No. 18" Length	Model No. 24" Length	Mating Connector Model No.	Cable Clamp Model No.	Ground Strap Model No.
IRON-CONSTANTAN 304 SS Sheath J	GJQSS-116(*)-12 GJQSS-18(*)-12 GJQSS-316(*)-12 GJQSS-14(*)-12	GJQSS-116(*)-18 GJQSS-18(*)-18 GJQSS-316(*)-18 GJQSS-14(*)-18	GJQSS-116(*)-24 GJQSS-18(*)-24 GJQSS-316(*)-24 GJQSS-14(*)-24	HGMP-J-F	PCLM-GMP	GS-GMP
CHROMEGA™-ALOMEGA™ 304 SS Sheath K	GKQSS-116(*)-12 GKQSS-18(*)-12 GKQSS-316(*)-12 GKQSS-14(*)-12	GKQSS-116(*)-18 GKQSS-18(*)-18 GKQSS-316(*)-18 GKQSS-14(*)-18	GKQSS-116(*)-24 GKQSS-18(*)-24 GKQSS-316(*)-24 GKQSS-14(*)-24	HGMP-K-F		
CHROMEGA™-CONSTANTAN 304 SS Sheath E	GEQSS-116(*)-12 GEQSS-18(*)-12 GEQSS-316(*)-12 GEQSS-14(*)-12	GEQSS-116(*)-18 GEQSS-18(*)-18 GEQSS-316(*)-18 GEQSS-14(*)-18	GEQSS-116(*)-24 GEQSS-18(*)-24 GEQSS-316(*)-24 GEQSS-14(*)-24	HGMP-E-F		
COPPER-CONSTANTAN 304 SS Sheath T	GTQSS-116(*)-12 GTQSS-18(*)-12 GTQSS-316(*)-12 GTQSS-14(*)-12	GTQSS-116(*)-18 GTQSS-18(*)-18 GTQSS-316(*)-18 GTQSS-14(*)-18	GTQSS-116(*)-24 GTQSS-18(*)-24 GTQSS-316(*)-24 GTQSS-14(*)-24	HGMP-T-F		

All Accessories Sold Separately.

* Specify junction type: "G" (Grounded), "E" (Exposed), or "U" (Ungrounded).

Metric Model Accessories

Alloy/ANSI Color Code	Model No. 12" Length	Model No. 18" Length	Model No. 24" Length	Mating Connector Model No.	Cable Clamp Model No.	Ground Strap Model No.
IRON-CONSTANTAN 304 SS Sheath J	GJQSS-M15(*)-300 GJQSS-M30(*)-300 GJQSS-M45(*)-300 GJQSS-M60(*)-300	GJQSS-M15(*)-450 GJQSS-M30(*)-450 GJQSS-M45(*)-450 GJQSS-M60(*)-450	GJQSS-M15(*)-600 GJQSS-M30(*)-600 GJQSS-M45(*)-600 GJQSS-M60(*)-600	HGMP-J-F	PCLM-GMP	GS-GMP
CHROMEGA™-ALOMEGA™ 304 SS Sheath K	GKQSS-M15(*)-300 GKQSS-M30(*)-300 GKQSS-M45(*)-300 GKQSS-M60(*)-300	GKQSS-M15(*)-450 GKQSS-M30(*)-450 GKQSS-M45(*)-450 GKQSS-M60(*)-450	GKQSS-M15(*)-600 GKQSS-M30(*)-600 GKQSS-M45(*)-600 GKQSS-M60(*)-600	HGMP-K-F		
CHROMEGA™-CONSTANTAN 304 SS Sheath E	GEQSS-M15(*)-300 GEQSS-M30(*)-300 GEQSS-M45(*)-300 GEQSS-M60(*)-300	GEQSS-M15(*)-450 GEQSS-M30(*)-450 GEQSS-M45(*)-450 GEQSS-M60(*)-450	GEQSS-M15(*)-600 GEQSS-M30(*)-600 GEQSS-M45(*)-600 GEQSS-M60(*)-600	HGMP-E-F		
COPPER-CONSTANTAN 304 SS Sheath T	GTQSS-M15(*)-300 GTQSS-M30(*)-300 GTQSS-M45(*)-300 GTQSS-M60(*)-300	GTQSS-M15(*)-450 GTQSS-M30(*)-450 GTQSS-M45(*)-450 GTQSS-M60(*)-450	GTQSS-M15(*)-600 GTQSS-M30(*)-600 GTQSS-M45(*)-600 GTQSS-M60(*)-600	HGMP-T-F		

All Accessories Sold Separately.

* Specify junction type: "G" (Grounded), "E" (Exposed), or "U" (Ungrounded).

Standard Model Accessories

Alloy/ANSI Color Code	Model No. 6" Length	Model No. 12" Length	Mating Connector Model No.	Cable Clamp Model No.	Ground Strap Model No.
IRON-CONSTANTAN 304 SS Sheath J	GJMQSS-040(*)-6 GJMQSS-062(*)-6 GJMQSS-125(*)-6	GJMQSS-040(*)-12 GJMQSS-062(*)-12 GJMQSS-125(*)-12	HGST-J-F	PCLM-GST	GS-GST
CHROMEGA™-ALOMEGA™ 304 SS Sheath K	GKMQSS-040(*)-6 GKMQSS-062(*)-6 GKMQSS-125(*)-6	GKMQSS-040(*)-12 GKMQSS-062(*)-12 GKMQSS-125(*)-12	HGST-K-F		
CHROMEGA™-CONSTANTAN 304 SS Sheath E	GEMQSS-040(*)-6 GEMQSS-062(*)-6 GEMQSS-125(*)-6	GEMQSS-040(*)-12 GEMQSS-062(*)-12 GEMQSS-125(*)-12	HGST-E-F		
COPPER-CONSTANTAN 304 SS Sheath T	GTMQSS-040(*)-6 GTMQSS-062(*)-6 GTMQSS-125(*)-6	GTMQSS-040(*)-12 GTMQSS-062(*)-12 GTMQSS-125(*)-12	HGST-T-F		

All Accessories Sold Separately.

* Specify junction type: "G" (Grounded), "E" (Exposed), or "U" (Ungrounded).

Metric Model Accessories

Alloy/ANSI Color Code	Model No. 150 mm Length	Model No. 300 mm Length	Mating Connector Model No.	Cable Clamp Model No.	Ground Strap Model No.
IRON-CONSTANTAN 304 SS Sheath J	GJMQSS-M100(*)-150 GJMQSS-M150(*)-150 GJMQSS-M300(*)-150	GJMQSS-M100(*)-300 GJMQSS-M150(*)-300 GJMQSS-M300(*)-300	HGST-J-F	PCLM-GST	GS-GST
CHROMEGA™-ALOMEGA™ 304 SS Sheath K	GKMQSS-M100(*)-150 GKMQSS-M150(*)-150 GKMQSS-M300(*)-150	GKMQSS-M100(*)-300 GKMQSS-M150(*)-300 GKMQSS-M300(*)-300	HGST-K-F		
CHROMEGA™-CONSTANTAN 304 SS Sheath E	GEMQSS-M100(*)-150 GEMQSS-M150(*)-150 GEMQSS-M300(*)-150	GEMQSS-M100(*)-300 GEMQSS-M150(*)-300 GEMQSS-M300(*)-300	HGST-E-F		
COPPER-CONSTANTAN 304 SS Sheath T	GTMQSS-M100(*)-150 GTMQSS-M150(*)-150 GTMQSS-M300(*)-150	GTMQSS-M100(*)-300 GTMQSS-M150(*)-300 GTMQSS-M300(*)-300	HGST-T-F		

All Accessories Sold Separately.

* Specify junction type: "G" (Grounded), "E" (Exposed), or "U" (Ungrounded).