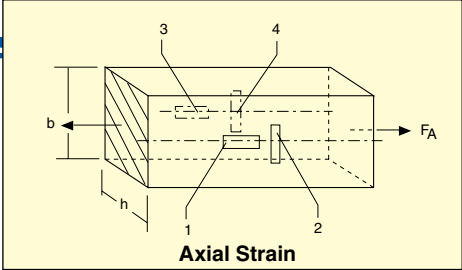


KARMA STRAIN GAGES

TEE ROSETTE GAGES

- ✓ K-Series, Transducers Quality
- ✓ Good Linearity Over Wide Temperature Range
-75 to 200°C (-100 to 392°F)
- ✓ Good Fatigue Life
- ✓ Custom Gages Available—Fast Delivery

For Equations
Visit us online



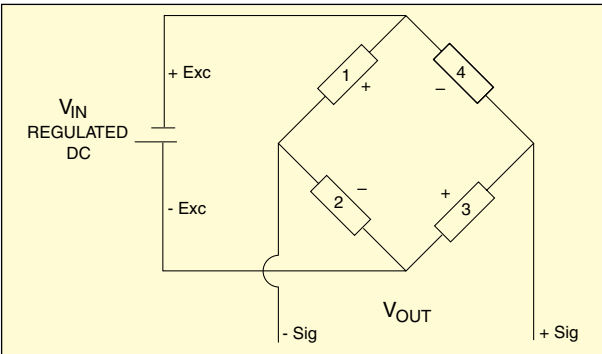
OMEGA® offers K-Series Tee Rosettes for Axial strain transducer designs.

Three different Tee Rosette styles available:

SGK-B3A-K350U -**** has 2 separate strain gages with perpendicular grids on a single carrier.

SGK-BH3A-K350U-**** is a half-bridge design, with 2 strain gages, perpendicular grids with a common lead/pad on a single carrier.

SGK-B5A-K350W-**** is a half-bridge Tee Rosette design, often used for column load cell design where high accuracy is a requirement. The geometry for this strain gage is shown with the tabs along the top, and the center strain gage is vertical, and used for the principal stress direction in the column. The Perpendicular grid is split, half on each side. This may also be known as transverse grid. The transverse grid tends to correct for bending strain, or off-axis loading in the column.



**** PC11 or PC23

To Order

GAGE PATTERN Shown actual size Leads not shown	MODEL NO. Pkg of 5	NOM. RESISTANCE (Ω)	DIMENSIONS mm (inch)†				MAX V* (Vrms)	TERMINATION	TEMP COMP
			GRID		CARRIER				
			A	B	C	D			
	SGK-B3A-K350U-PC11-E	350	3.2 (0.126)	4.0 (0.157)	7.5 (0.3)	10.8 (0.43)	12.5	Solder Pads	ST
	SGK-B3A-K350U-PC23-E	350	90° TEE rosette axial strain, separate gages 350 Ω				17.5	Solder Pads	AL
	SGK-BH3A-K350U-PC11-E	350	3.2 (0.126)	4.0 (0.157)	7.5 (0.3)	10.8 (0.43)	12.5	Solder Pads	ST
	SGK-BH3A-K350U-PC23-E	350	90° TEE rosette half-bridge, common lead/pad 350 Ω				17.5	Solder Pads	AL
	SGK-B5A-K350W-PC11-E	350	5.0 (0.197)	2.3 (0.091)	9.8 (0.39)	9.0 (0.35)	11	Solder Pads	ST
	SGK-B5A-K350W-PC23-E	350	Used for high accuracy column load cells 350 Ω				15	Solder Pads	AL

* Maximum permitted bridge energizing voltage (Vrms).

Note: For strain gage accessories visit us online.

Ordering Example: SGK-BH3A-K350U-PC11-E, package of 5, Tee rosette for axial strain, half-bridge with a common solder pad, nominal resistance 350 Ω.

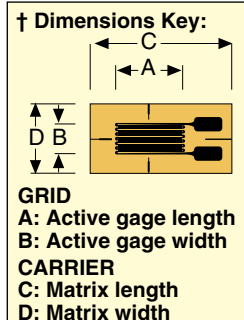
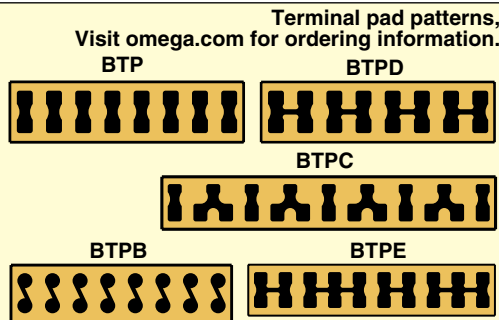
BONDABLE TERMINAL PADS

When installing strain gages with ribbon leads or solder pads, use Bondable Terminal Pads (BTP) between the strain gage and the wires to your instrumentation.

The Bondable Terminal Pads provide a large easy to use soldering area and provide strain relief between the strain gage and the heavy instrument wires.

Using Bondable Terminal Pads is simple. Use the same adhesive and bonding procedure on the Bondable Terminal Pads as you use on the strain gage.

OMEGA offers BTPs in several sizes and wiring configurations to fit most all strain gage applications.



NOTE
ST = Steel
AL = Aluminum

DISCOUNT SCHEDULE	
1 to 10 pkgs.	Net
11 to 24 pkgs.5%
25 to 49 pkgs.	10%
50 and up and OEM ..	Consult Factory