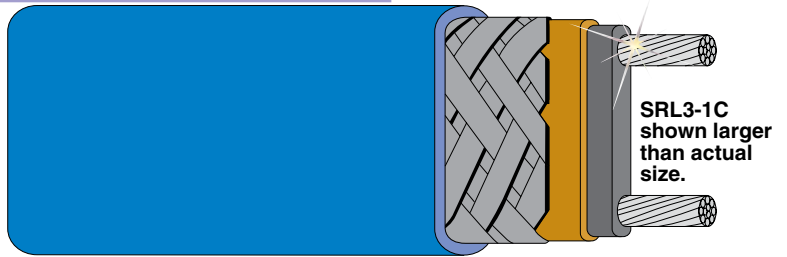


SELF-REGULATING HEATING CABLE/LOW TEMPERATURE

SRL Series



- ✓ 3, 5, 8 and 10 W/ft
- ✓ 120 and 240V
- ✓ 65°C (150°F)
Maximum Maintenance Temperature



APPLICATIONS

SRL self-regulating heating cable provides safe, reliable heat tracing for freeze protection of pipes, valves, tanks, and similar applications. The 65°C (150°F) maximum pipe maintenance temperature rating is also suitable for certain process applications. OMEGALUX® SRL can be used in hazardous as well as certain corrosive areas.

Standard Construction

- A. Buss wires.** Twin 16 AWG copper buss wires provide good current capability.
- B. Matrix.** A semiconductive polymer core whose electrical resistance varies with temperature. When process temperature drops, the core's heat output increases; conversely, as process temperature rises, heat output decreases.
- C. Jacket.** This flame-retardant insulation jacket is a thermoplastic rubber material with excellent water resistance. It also resists certain mildly corrosive chemicals.

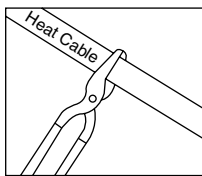
- D. Tinned-Copper Braid.** Provides additional mechanical protection and a positive ground path.
- E. Optional Overcoat Over Braid ("CR" or "CT").** TPR ("CR") or fluoropolymer ("CT") jacket over the braid. The TPR coating is for certain aqueous and mainly corrosive solutions. The fluoropolymer coating is used for exposure to most other corrosive materials. Add suffix -CR or -CT to the model number.

FEATURES

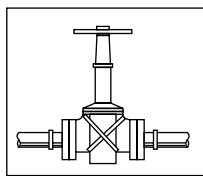
- ✓ Overlap OMEGALUX SRL without fear of burnout.
- ✓ Saves energy because self-regulating SRL will throttle itself back as it senses increasing temperatures.
- ✓ Cut SRL to any desired length (up to the maximum circuit length). Field splices can be performed easily in minutes. No scrap, no wasted cold sections, no worry!
- ✓ Surpasses steam tracing by far! Lower installed cost than steam. Less maintenance, expense, and downtime.
- ✓ Self-regulating effect makes an over-temperature condition virtually impossible.
- ✓ Lower installation costs due to easier, faster installation. OMEGALUX termination kits and splice and tee kits expedite installation.

APPROVALS

Consult us online for third-party approval or listing information.



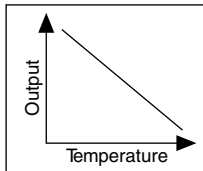
Cut to Length Field



Can be Overlapped

Maintains up to 65°C (150°F)
Withstands up to 85°C (185°F)

Low Temperature



Self-Regulating

To Order

Output at Rated Voltage at 10°C (50°F)		TYPE SRL				
		Tinned-Copper Braid	Tinned-Copper Braid and TPR Overcoat (-CR)		Tinned-Copper Braid and Fluoropolymer Overcoat (-CT)	
Watts/Ft.	Volts	Model No.	Model No.	Wt. lb/1000'	Model No.	Wt. lb/1000'
3	120	SRL3-1C	SRL3-1CR	64	SRL3-1CT	66
3	240	SRL3-2C	SRL3-2CR	64	SRL3-2CT	66
5	120	SRL5-1C	SRL5-1CR	64	SRL5-1CT	66
5	240	SRL5-2C	SRL5-2CR	64	SRL5-2CT	66
8	120	SRL8-1C	SRL8-1CR	64	SRL8-1CT	66
8	240	SRL8-2C	SRL8-2CR	64	SRL8-2CT	66
10	120	SRL10-1C	SRL10-1CR	64	SRL10-1CT	66
10	240	SRL10-2C	SRL10-2CR	64	SRL10-2CT	66

Minimum length of heating cable is 7.6 m (25'). Visit us online for heat cable accessories and controls.

Ordering Examples: SRL8-1C, 120 Vac heating cable, 8 W per foot, 30 m (100') length. SRL10-1C, 120 Vac heating cable.

HEATING CABLE SYSTEMS

GENERAL SPECIFICATIONS

Maximum Pipe Maintenance Temperature/POWER ON: 65°C (150°F)
Maximum Intermittent Exposure Temperature/POWER OFF: 85°C (185°F)
Buss Wire Gauge: 16 AWG
Approximate Cable Size: $\frac{3}{8} \times \frac{1}{8}$ "
 (CR & CT only) $\frac{7}{16} \times \frac{3}{16}$ "

Alternate Voltage Operation

SRL Rating	Percent Output Operated At		
	208V	220V	277V
SRL 3-2	80%	87%	115%
SRL 5-2	82%	90%	113%
SRL 8-2	86%	91%	112%
SRL 10-2	87%	92%	110%

Maximum Circuit Lengths

SRL Rating	Max. Circuit Length	SRL Rating	Max. Circuit Length
SRL 3-1	385'	SRL 8-1	210'
SRL 3-2	695'	SRL 8-2	420'
SRL 5-1	295'	SRL 10-1	180'
SRL 5-2	540'	SRL 10-2	360'

Start-up Current (Amps/ft)

Watts /Ft.	Volts	Temperature °F		
		-20	0	+50
3	120	0.06	0.05	0.04
3	240	0.05	0.04	0.03
5	120	0.14	0.12	0.08
5	240	0.09	0.08	0.05
8	120	0.27	0.21	0.17
8	240	0.15	0.13	0.08
10	120	0.31	0.25	0.21
10	240	0.17	0.15	0.12

CIRCUIT BREAKER SELECTION

Circuit breakers must have sufficient capacity to allow for the inrush current of initial start-up. To determine the circuit breaker size required, multiply the start-up in amps/ft. times the installed total cable length in feet at the expected start-up temperature (°F).

NOTE: Thermal circuit breakers are recommended since magnetic circuit breakers could "nuisance trip" at low temperature.

THIRD PARTY APPROVALS

For a listing of Third Party Approvals, please refer to us online.



Thermal Output Rating

