

OMEGA

HHLM-1

Digital Lightmeter



OMEGAnetSM On-Line Service
<http://www.omega.com>

Internet e-mail
info@omega.com

Servicing North America:

USA: ISO 9001 Certified **Canada:**

One Omega Drive, Box 4047 976 Bergar
Stamford, CT 06907-0047 Laval (Quebec) H7L5A1
Tel: (203) 359-1660 Tel: (514) 856-6928
FAX: (203)359-7700 FAX: (514) 856-6886
e-mail: info@omega.com e-mail: info@omega.com

For immediate technical or application assistance:

USA and Canada:

Sales Service: 1-800-826-6342 / 1-800-TC-OMEGASM
Customer Service: 1-800-622-2378 / 1-800-622-BESTSM
Engineering Service: 1-800-872-9436 / 1-800-USA-WHENSM
TELEX: 996404 EASYLINK: 62968934 CABLE: OMEGA

Mexico and Latin America:

Tel: (95) 800-TC-OMEGASM
FAX: (95) 203-359-7807
En Español: (203) 359-7803
e-mail: espanol@omega.com

Servicing Europe:

Benelux:

Postbus 8034, 1180 LA Amstelveen,
The Netherlands
Tel: (31) 20 6418405 FAX: (31) 20 6434643
Toll Free in Benelux: 06 0993344
e-mail: nl@omega.com

France:

9, rue Denis Papin, 78190 Trappes
Tel: (33) 130-621-400 FAX: (33)130-699-120
Toll Free in France: 0800-4-06342
e-mail: france@omega.com

United Kingdom: ISO 9002 Certified

One Omega Drive
Riverbend Technology Centre Northbank, Irlam,
Manchester, M44 5EX, England
Tel: 44 (161) 777-6611 FAX: 44 (161) 777-6622

Czech Republic:

ul. Rude armady 1868, 733 01 Karvina-
Hranice, Czech Republic
Tel: 420 (69) 6311627 FAX: 420 (69)
6311114
e-mail: czech@omega.com

Germany/Austria:

Daimlerstrasse 26, D-75392
Deckenpfronn, Germany
Tel: 49 (07056) 3017 FAX: 49 (07056) 8540
Toll Free in Germany: 0800 82 66342
e-mail: germany@omega.com

Toll Free in England: 0800-488-488

e-mail: sales@omega.com.uk

INTRODUCTION


This instrument is a portable easy use 3½ digit, compact-sized digital lightmeter designed for simple one hand operation. The meter provides measurements in Lux units and features backlight LCD display, MAX-HOLD and DATA-HOLD facilities.

SAFETY INFORMATION

It is recommended that you read the safety and operation instructions before using the lightmeter.

WARNING

- To avoid electric shock, do not operate this product in wet or damp conditions.
- To avoid injury or fire hazard, do not operate this product in an explosive atmosphere.
- To avoid eye injury, wear eye protection if there is a possibility of exposure to high-intensity rays.
- Do not immerse in liquids, clean the sensor head using only a damp cloth.
- Cover sensor head when not in use to extend silicon photodiode sensor life.


The  symbol on the instrument indicates that the operator must refer to an explanation in this manual.

SPECIFICATIONS

GENERAL

Display: 3½ digit liquid crystal display (LCD) with maximum reading of 1999.

Overrange: (OL) is displayed.




Low battery indication: the " " is displayed when the battery voltage drops below the operating level.

Measurement rate: 2.5 times per second, nominal.

Operating Environment: 0°C to 50°C at < 70% relative humidity.

Storage Temperature: -20°C to 60°C, 0 to 80% R.H. with battery removed from meter.

Accuracy: Stated accuracy at 23°C ± 5°C, <70% relative humidity.

Analog Output: 0.1mV/counts   

Battery: 4 pcs 1.5V (AAA size).

Battery Life: 200 hours typical.

Dimensions: 170mm(H) x 44mm(W) x 40mm(D).

Weight: 220g including batteries.

ELECTRICAL

Photometric Formulas:

$$10.764 \cdot \text{footcandles} = \text{lux (lumens/meter}^2)$$

$$0.0929 \cdot \text{lux} = \text{footcandles (lumens/foot}^2)$$

Range: 20lux, 200lux, 2000lux, 20000lux, 200000lux

Resolution: 0.01lux

Spectral response: CIE photopic

The CIE photopic curve is an international standard for the color response of the average human eye

Acceptance angle: $\pm 2^\circ$ cosine corrected (150°)

Total accuracy for CIE standard illuminant A (2856K): $\pm(3\% \text{rdg} + 10 \text{dgts})$

CIE standard illuminant A can be realised by means of CIE standard source A, which is defined as: A gas-filled tungsten-filament lamp operating at a correlated colour temperature of 2856K

Temperature Coefficient: $0.1x$ (specified accuracy)/°C (<18°C or >28°C)

OPERATING INSTRUCTIONS

Push buttons

Back-Light (☼>2sec) and MAX-Hold Switch :

Press this button to toggle in and out of the MAX-HOLD mode. The " **MAX** " annunciator is displayed.

Press this button for two seconds to turn the Back-Light on. As this also activates the MAX-HOLD mode, briefly press the button to return to normal display. To turn the Back-Light off press again for two seconds.

Range Select Button

Press "RANGE" button to select the desired lux range. Each time you press "RANGE" button, the range (and the input range annunciator) increments, and a new value is displayed.

HOLD (DATA-HOLD) Button

Press "HOLD" button to toggle in and out of the DATA-HOLD mode. In the DATA-HOLD mode, the " **H** " annunciator is displayed and the last reading is held on the display.

OPERATION

1. Set the power switch to the desired range (use range button select 20lux, 200lux, 2000lux, 20000lux) or only 200000lux range.
2. Remove the sensor head cover.
3. Hold the sensor head steady and make certain that the light source completely fills the cosine correction dome.
4. Move away from the sensor head to avoid shadowing it. The sensor head has a 1.5 meter cable to allow separation between the observer and the measurement location.
5. Read the illuminance value from the display. If magnitude of lux (or fc) is not known, press RANGE button to the highest range and reduce until a satisfactory reading is obtained.
6. Cover sensor head to extend sensor life.

SPECIAL CONSIDERATIONS

- Keep the plastic domed cosine corrector clean and free of scratches. It may be cleaned with a soft cloth and isopropyl alcohol.
- When light is received from many directions simultaneously, take special care to avoid reflections or shadowing the sensor with your body.
- For best accuracy, repeat the measurement several times to ensure that the light source has remained stable.
- Avoid flexing the cable excessively at either end of the cable.

- **The Inverse-square Law**

The law stating that the illuminance E at a point on a surface varies directly with the intensity I of a point source, and inversely as the square of the distance d between the source and the point. If the surface at the point is normal to the direction of the incident light, the law is expressed by $E=I/d^2$.

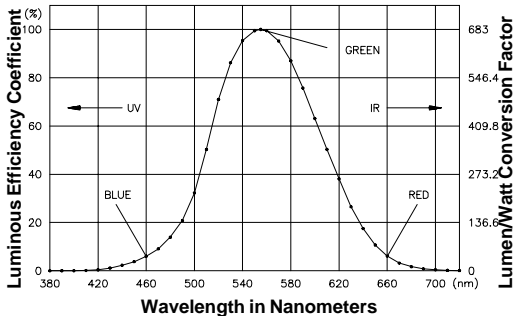
- **Cosine Law**

The law that the illuminance on any surface varies as the cosine of the angle of incidence. The angle of incidence α is the angle between the normal to the surface and the direction of the incident light. The inverse-square law and the cosine law can be combined as $E=(I \cos \alpha)/d^2$.

Cleaning

Periodically wipe the case with a damp cloth and detergent, do not use abrasives or solvents.

CIE Photopic Curve



| Wavelength (nm) | V_1 CIE Photopic Luminous Efficiency Coefficient | Photopic Lumen/Watt Conversion Factor |
|--------------------|--|--|
| 380 | 0.0000 | 0.05 |
| 390 | 0.0001 | 0.13 |
| 400 | 0.0004 | 0.27 |
| 410 | 0.0012 | 0.82 |
| 420 | 0.0040 | 2.73 |
| 430 | 0.0116 | 7.91 |
| 440 | 0.0230 | 15.7 |
| 450 | 0.0380 | 25.9 |
| 460 | 0.0600 | 40.9 |
| 470 | 0.0910 | 62.1 |
| 480 | 0.1390 | 94.8 |
| 490 | 0.2080 | 142.0 |
| 500 | 0.3230 | 220.0 |
| 510 | 0.5030 | 343.0 |
| 520 | 0.7100 | 484.0 |
| 530 | 0.8620 | 588.0 |
| 540 | 0.9540 | 650.0 |
| 550 | 0.9950 | 679.0 |
| 555 | 1.0000 | 683.0 |
| 560 | 0.9950 | 679.0 |
| 570 | 0.9520 | 649.0 |
| 580 | 0.8700 | 593.0 |
| 590 | 0.7570 | 516.0 |
| 600 | 0.6310 | 430.0 |
| 610 | 0.5030 | 343.0 |
| 620 | 0.3810 | 260.0 |
| 630 | 0.2650 | 181.0 |
| 640 | 0.1750 | 119.0 |
| 650 | 0.1070 | 73.0 |
| 660 | 0.0610 | 41.4 |
| 670 | 0.0320 | 21.8 |
| 680 | 0.0170 | 11.6 |
| 690 | 0.0082 | 5.59 |
| 700 | 0.0041 | 2.78 |
| 710 | 0.0021 | 1.43 |
| 720 | 0.0010 | 0.716 |
| 730 | 0.0005 | 0.355 |
| 740 | 0.0003 | 0.170 |
| 750 | 0.0001 | 0.820 |
| 760 | 0.0001 | 0.041 |

WARRANTY

OMEGA warrants this unit to be free of defects in materials and workmanship and to give satisfactory service for a period of 13 **months** from date of purchase. OMEGA Warranty adds an additional one (1) month grace period to the normal **one (1) year product warranty** to cover handling and shipping time. This ensures that OMEGA's customers receive maximum coverage on each product. If the unit should malfunction, it must be returned to the factory for evaluation. OMEGA's Customer Service Department will issue an Authorized Return (AR) number immediately upon phone or written request. Upon examination by OMEGA, if the unit is found to be defective it will be repaired or replaced at no charge. However, this WARRANTY is VOID if the unit shows evidence of having been tampered with or shows evidence of being damaged as a result of excessive corrosion; or current, heat moisture or vibration; improper specification; misapplication; misuse or other operating conditions outside of OMEGA's control. Components which wear or which are damaged by misuse are not warranted. This includes contact points, fuses, and triacs.

OMEGA is glad to offer suggestions on the use of its various products. Nevertheless, OMEGA only warrants that the parts manufactured by it will be as specified and free of defects

OMEGA MAKES NO OTHER WARRANTIES OR REPRESENTATIONS OF ANY KIND WHATSOEVER, EXPRESSED OR IMPLIED, EXCEPT THAT OF TITLE AND ALL IMPLIED WARRANTIES INCLUDING ANY WARRANTY OF MERCHANTABILITY AND FITNESS FOR A PARTICULAR PURPOSE ARE HEREBY DISCLAIMED.

LIMITATION OF LIABILITY: The remedies of purchaser set forth herein are exclusive and the total liability of OMEGA with respect to this order, whether based on contract warranty, negligence, indemnification, strict liability or otherwise, shall not exceed the purchase price of the component upon which liability is based. In no event shall OMEGA be liable for consequential, incidental or special damages.

Every precaution for accuracy has been taken in the preparation of this manual; however, OMEGA ENGINEERING, INC. neither assumes responsibility for any omissions or errors that may appear nor assumes liability for any damages that result from the use of the products in accordance with the information contained in the manual.

SPECIAL CONDITION: Should this equipment be used in or with any nuclear installation or activity, purchaser will indemnify OMEGA and hold OMEGA harmless from any liability or damage whatsoever arising out of the use of the equipment in such a manner.

It is the policy of OMEGA to comply with all worldwide safety and EMC/EMI regulations that apply. OMEGA is constantly pursuing certification of its products to the European New Approach Directives. OMEGA will add the CE mark to every appropriate device upon certification.

The information contained in this document is believed to be correct but OMEGA Engineering, Inc. accepts no liability for any errors it contains, and reserves the right to alter specifications without notice.

WARNING: These products are not designed for use in, and should not be used for, patient connected application.

RETURN REQUESTS / INQUIRIES

Direct all warranty and repair requests/inquiries to the OMEGA Customer Service Department. **BEFORE RETURNING ANY PRODUCT(S) TO OMEGA, PURCHASER MUST OBTAIN AN AUTHORIZED RETURN (AR) NUMBER FROM OMEGA'S CUSTOMER SERVICE DEPARTMENT (IN ORDER TO AVOID PROCESSING DELAYS).** The assigned AR number should then be marked on the outside of the return package and on any correspondence. The purchaser is responsible for shipping charges, freight, insurance and proper packaging to prevent breakage in transit.

FOR **WARRANTY** RETURNS, please have the following information available **BEFORE** contacting OMEGA:

1. P.O. number under which the product was **PURCHASED.**
2. Model and serial number of the product under warranty, and
3. Repair instructions and/or specific problems relative to the product.

FOR **NON-WARRANTY** REPAIRS, consult OMEGA for current repair charges. Have the following information available **BEFORE** contacting OMEGA:

1. P.O. number to cover the **COST** of the repair.
2. Model and serial number of product , and
3. Repair instructions and/or specific problems relative to the product.

OMEGA's policy is to make running changes, not model changes, whenever an improvement is possible. This affords our customers the latest in technology and engineering. OMEGA is a registered trademark of OMEGA ENGINEERING, INC. © Copyright 1999 OMEGA ENGINEERING, INC. All rights reserved. This document may not be copied, photocopied, reproduced, translated, or reduced to any electronic medium or machine-readable form, in whole or in part, without prior written consent of OMEGA ENGINEERING, INC.

Where Do I Find Everything I Need for Process Measurement and Control? OMEGA...Of Course!

HEATERS

- Heating Cable
- Cartridge & Strip Heaters
- Immersion & Band Heaters
- Flexible Heaters
- Laboratory Heaters

PRESSURE/STRAIN AND FORCE

- Transducers & Strain Gauges
- Load Cells & Pressure Gauges
- Displacement Transducers
- Instrumentation & Accessories

FLOW/LEVEL

- Rotameters, Gas Mass
Flowmeters & Flow Computers
- Air Velocity Indicators
- Turbine/Paddlewheel Systems
- Totalizers & Batch Controllers

TEMPERATURE

- Thermocouple, RTD & Thermistor
Probes, Connectors, Panels &
Assemblies
- Wire: Thermocouple, RTD &
Thermistor
- Calibrators & Ice Point References
- Recorders, Controllers & Process
Monitors
- Infrared Pyrometers

ENVIRONMENTAL MONITORING AND CONTROL

- Metering & Control Instrumentation
- Refractometers
- Pumps & Tubing
- Air, Soil & Water Monitors
- Industrial Water & Wastewater
Treatment
- pH, Conductivity & Dissolved
Oxygen Instruments

pH/CONDUCTIVITY

- pH Electrodes, Testers &
Accessories
- Benchtop/Laboratory Meters
- Controllers, Calibrators,
Simulators & Pumps
- Industrial pH & Conductivity
Equipment

DATA ACQUISITION

- Data Acquisition & Engineering
Software
- Communications-Based
Acquisition Systems
- Plug-in Cards for Apple, IBM
& Compatibles
- Datalogging Systems
- Recorders, Printers & Plotters