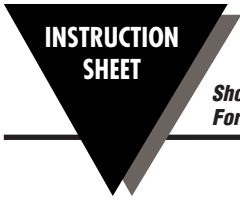


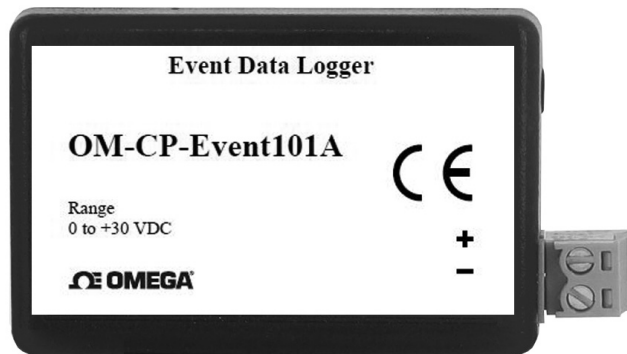


OM-CP-EVENT101A EVENT DATA LOGGER



MQS5051/1216

Shop online at omega.comSM e-mail: info@omega.com
For latest product manuals: www.omegamanual.info



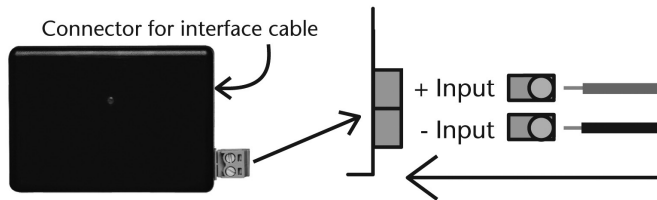
OM-CP-EVENT101A

Wiring the Data Logger

Wiring Options

The OM-CP-EVENT101A has a two-position removable screw terminal connection. The OM-CP-EVENT101A accepts 2-wire configurations.

Warning: Note the polarity instructions. Do not attach wires to the wrong terminals.



Product Notes

The OM-CP-EVENT101A data logger measure a digital signal. It records events (i.e. on/off, open/closed) that occur at one second intervals or slower. At the specified reading rate, the device will take a reading and write whether an event is occurring, to memory. If there is a change in voltage above 2.7V's or below 0.4V's, the device will register that an event occurred. It is important to choose a reading rate that is faster than the event could occur, to ensure that it will be captured by the data logger. The OM-CP-EVENT101A can accept up to 30VDC continuous.

LEDs

- Green LED blinks: 10 seconds to indicate logging and 15 seconds to indicate delay start mode
- Red LED blinks: 10 seconds to indicate low battery and/or memory and 1 second to indicate an alarm condition.

Engineering Units

Engineering units are used to convert one measurement reading to another. The Omega software allows for software level Engineering Units (conversion applied to data after download). Certain devices have device level Engineering Units, which upon download automatically appear in the chosen unit of measure.

Password Protection

An optional password may be programmed into the device to restrict access to configuration options. data may be read out without the password.

Multiple Start/Stop Mode Activation

- To start device: Press and hold the pushbutton for 5 seconds, the green LED will flash during this time. The device has started logging.
- To stop the device: Press and hold the pushbutton for 5 seconds, the red LED will flash during the this time. the device has stopped logging.

OM-CP-EVENT101A

Device Maintenance

Battery Replacement

Materials: Small Phillips Head Screwdriver and a Replacement Battery (OM-CP-BAT105)

- Puncture the center of the back label with the screw driver and unscrew the enclosure.
- Remove the battery by pulling it perpendicular to the circuit board.
- Insert the new battery into the terminals and verify it is secure.
- Screw the enclosure back together securely.

Note: Be sure not to over tighten the screws or strip the threads.

Recalibration

The OM-CP-EVENT101A has a digital input signal and cannot be calibrated. A certificate of conformance can be provided.

Installation Guide

Installing the Interface cable

- OM-CP-IFC200: Insert the device into a USB port. The drivers will install automatically.

Installing the software

Insert the Software CD in the CD-ROM Drive. If the autorun does not appear, locate the drive on the computer and double click on **Autorun.exe**. Follow the instructions provided in the Wizard.

Connecting the data logger

- Once the software is installed and running, plug the interface cable into the data logger.
- Click the **Communication Menu**, then **Auto Configure Port**.
- After a moment, a box will appear stating a device has been found.
- Click **OK**. The **Device Status** box will appear. Click **OK**.
- At this point, communications have been configured for your logger. These settings can be found under the **Communication Menu**.

Note: For additional installation instructions refer to your "Data Logger & Software Operating Manual".

Device Operation

Starting the data logger

- Click **Device Menu** then **Start Device**.
- Choose the desired start method.
- Choose the start parameters by selecting a **Reading Rate** suitable for your application.
- Enter in any other desired parameters and click **Start**.
- A box will appear stating the data logger has been started. Click **OK**.
- Disconnect the data logger from the interface cable and place it in the environment to measure.

Note: The device will stop recording data when the end of memory is reached or the device is stopped. At this point the device cannot be restarted until it has been re-armed by the computer.

Downloading data from a data logger

- Connect the data logger to the interface cable.
- Click the **Device Menu** then **Read Device Data**. This will offload all recorded data.

OM-CP-EVENT101A General Specifications

Description	OM-CP-EVENT101A
Input Range	0 to 30V
Input Low	<0.4V
Input High	>2.8V
Internal Weak Pull-Up	<60 μ A
Minimum Input Active (Low) Time	10 Microseconds
Resolution	4Hz (reading rate selectable in software)
Memory	406,323 events; software configurable memory wrap
Reading Rate	4Hz to 1 every 24 hours
LED Indicator	Red and Green
Baud Rate	115,200
Battery Life	10 years typical, dependent upon frequency and duty cycle
Operating Environment	-40 to +80°C, 0 to 95%RH (non-condensing)
Material	ABS plastic
Dimensions	1.4" x 2.2" x 0.6" (36mm x 56mm x 16mm)
Required Interface Package	OM-CP-IFC200
Approvals	CE

Battery Warning

WARNING: FIRE, EXPLOSION, AND SEVERE BURN HAZARD. DO NOT SHORT CIRCUIT, CHARGE, FORCE OVER DISCHARGE, DISASSEMBLE, CRUSH, PENETRATE OR INCINERATE. BATTERY MAY LEAK OR EXPLODE IF HEATED ABOVE 100 °C (212 °F).

Specifications subject to change. See Omega's terms and conditions at www.omega.com



omega.com info@omega.com

Servicing North America:

U.S.A. Headquarters:

Omega Engineering, Inc.
Toll-Free: 1-800-826-6342 (USA & Canada only)
Customer Service: 1-800-622-2378 (USA & Canada only)
Engineering Service: 1-800-872-9436 (USA & Canada only)
Tel: (203) 359-1660 Fax: (203) 359-7700
e-mail: info@omega.com

For Other Locations Visit omega.com/worldwide

The information contained in this document is believed to be correct, but OMEGA accepts no liability for any errors it contains, and reserves the right to alter specifications without notice.

WARRANTY/DISCLAIMER

OMEGA ENGINEERING, INC. warrants this unit to be free of defects in materials and workmanship for a period of **13 months** from date of purchase. OMEGA's WARRANTY adds an additional one (1) month grace period to the normal **one (1) year product warranty** to cover handling and shipping time. This ensures that OMEGA's customers receive maximum coverage on each product. If the unit malfunctions, it must be returned to the factory for evaluation. OMEGA's Customer Service Department will issue an Authorized Return (AR) number immediately upon phone or written request. Upon examination by OMEGA, if the unit is found to be defective, it will be repaired or replaced at no charge. OMEGA's WARRANTY does not apply to defects resulting from any action of the purchaser, including but not limited to mishandling, improper interfacing, operation outside of design limits, improper repair, or unauthorized modification. This WARRANTY is VOID if the unit shows evidence of having been tampered with or shows evidence of having been damaged as a result of excessive corrosion; or current, heat, moisture or vibration; improper specification; misapplication; misuse or other operating conditions outside of OMEGA's control. Components in which wear is not warranted, include but are not limited to contact points, fuses, and triacs.

OMEGA is pleased to offer suggestions on the use of its various products. However, OMEGA neither assumes responsibility for any omissions or errors nor assumes liability for any damages that result from the use of its products in accordance with information provided by OMEGA, either verbal or written. OMEGA warrants only that the parts manufactured by the company will be as specified and free of defects. OMEGA MAKES NO OTHER WARRANTIES OR REPRESENTATIONS OF ANY KIND WHATSOEVER, EXPRESSED OR IMPLIED, EXCEPT THAT OF TITLE, AND ALL IMPLIED WARRANTIES INCLUDING ANY WARRANTY OF MERCHANTABILITY AND FITNESS FOR A PARTICULAR PURPOSE ARE HEREBY DISCLAIMED. LIMITATION OF LIABILITY: The remedies of purchaser set forth herein are exclusive, and the total liability of OMEGA with respect to this order, whether based on contract, warranty, negligence, indemnification, strict liability or otherwise, shall not exceed the purchase price of the component upon which liability is based. In no event shall OMEGA be liable for consequential, incidental or special damages.

CONDITIONS: Equipment sold by OMEGA is not intended to be used, nor shall it be used: (1) as a "Basic Component" under 10 CFR 21 (NRC), used in or with any nuclear installation or activity; or (2) in medical applications or used on humans. Should any Product(s) be used in or with any nuclear installation or activity, medical application, used on humans, or misused in any way, OMEGA assumes no responsibility as set forth in our basic WARRANTY/DISCLAIMER language, and, additionally, purchaser will indemnify OMEGA and hold OMEGA harmless from any liability or damage whatsoever arising out of the use of the Product(s) in such a manner.

RETURN REQUESTS / INQUIRIES

Direct all warranty and repair requests/inquiries to the OMEGA Customer Service Department. BEFORE RETURNING ANY PRODUCT(S) TO OMEGA, PURCHASER MUST OBTAIN AN AUTHORIZED RETURN (AR) NUMBER FROM OMEGA'S CUSTOMER SERVICE DEPARTMENT (IN ORDER TO AVOID PROCESSING DELAYS). The assigned AR number should then be marked on the outside of the return package and on any correspondence.

The purchaser is responsible for shipping charges, freight, insurance and proper packaging to prevent breakage in transit.

FOR **WARRANTY** RETURNS, please have the following information available BEFORE contacting OMEGA:

1. Purchase Order number under which the product was PURCHASED,
2. Model and serial number of the product under warranty, and
3. Repair instructions and/or specific problems relative to the product.

FOR **NON-WARRANTY** REPAIRS, consult OMEGA for current repair charges. Have the following information available BEFORE contacting OMEGA:

1. Purchase Order number to cover the COST of the repair,
2. Model and serial number of the product, and
3. Repair instructions and/or specific problems relative to the product.

OMEGA's policy is to make running changes, not model changes, whenever an improvement is possible. This affords our customers the latest in technology and engineering. OMEGA is a registered trademark of OMEGA ENGINEERING, INC.

© Copyright 2016 OMEGA ENGINEERING, INC. All rights reserved. This document may not be copied, photocopied, reproduced, translated, or reduced to any electronic medium or machine-readable form, in whole or in part, without the prior written consent of OMEGA ENGINEERING, INC.