

QUICK START GUIDE

How to Take Body Temperature with OS-821

Battery Installation


Open the battery compartment on the bottom of the device by pulling in the direction of the arrow and lifting the lid up.



Insert the battery with the positive side up (towards you) on the trigger side of the device (closest battery slot to hinge of the lid)

Insert the second battery with the negative side up (towards you) on the display side of the device

Once batteries are installed, close the lid down and push in opposite direction of arrow on the lid to lock in place.



Note: Positive side of the battery has a "+" mark and negative side has a "-" mark on the battery label.

How to turn on the unit

- Press the trigger of device to power on

How to change language

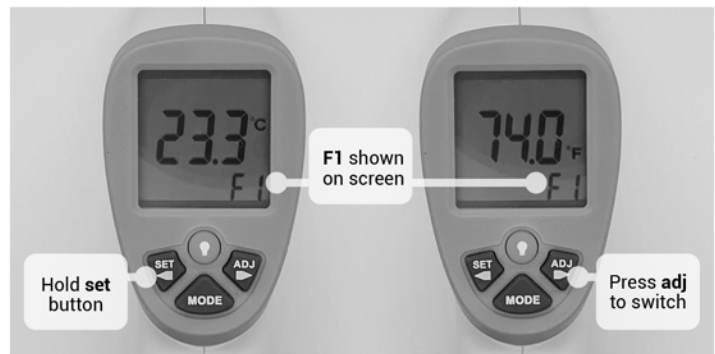
The default setting for this device is in English. If you need to switch between languages, see the following:

- Press and hold **MODE** button to switch between languages

Switch between Celsius and Fahrenheit

The default setting for the temperature unit is in Celsius. Please follow the below steps to change the temperature units to Fahrenheit.

- Press and hold «SET (left button) until you see "F1" appear in bottom right corner of screen
- Press »ADJ to switch from °C (Celsius) to °F (Fahrenheit)
- You should now see the temperature now displayed in °F (Fahrenheit)

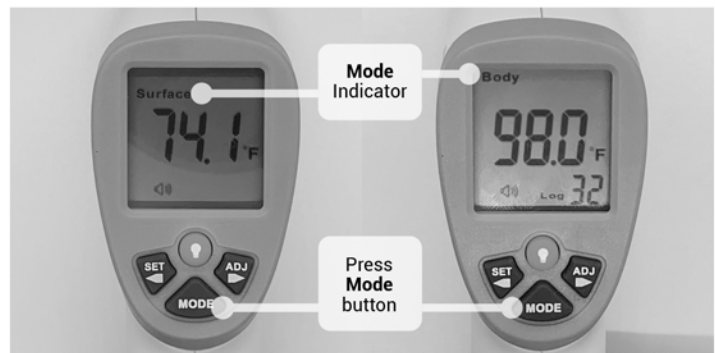


- Press trigger to go back to main screen

Switching from surface temperature mode to body temperature mode

The default mode setting is surface mode to switch to body temperature mode please see the following:

- Press **MODE** button to switch to Human **Body** Temperature measurement



- You should now see **Body** in the top left corner of the screen

How to take temperature measurement

- Point IR thermometer at individual's forehead at a distance 2-3.15 in (5-8 cm)
- Press the trigger to start taking temperature measurement



If you need technical support, please call 1.888.826.6342.
For additional information please refer to product page:
omega.com/en-us/p/OS820-Series