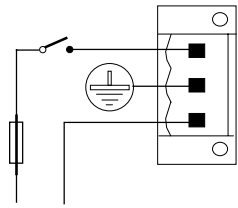
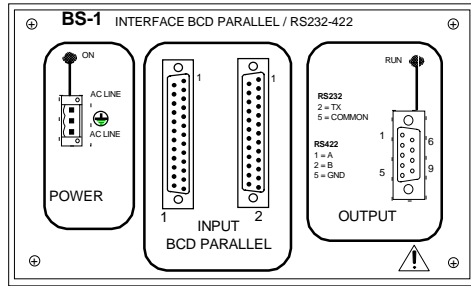


WIRING

Recommended power supply.



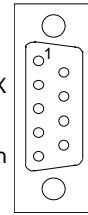
Power supply.
(See characteristics label).
Recommended fuse : 63 mA time-lag type.



OUTPUT CONFIGURATED AS :

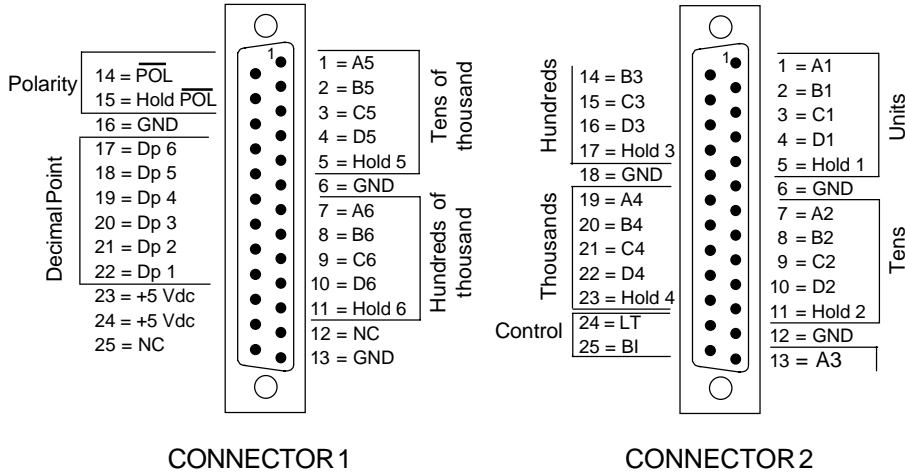
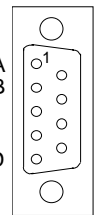
RS-232

2 = TX
5 = Common



RS-422

1 = A
2 = B
5 = GND



MECHANICAL DIMENSIONS mm. (Inch.)

