User's Guide

Shop online at

omega.com®

OMEGA®

omega.com
e-mail: info@omega.com
For latest product manuals:
omegamanual.info

ISO 9001 CERTIFIED CORPORATE QUALITY STAMFORD, CT

ISO 9001 CERTIFIED CORPORATE QUALITY MANCHESTER, UK

OM-EL-WIN-USB

WINDOWS /XP/VISTA/7
CONFIGURATION SOFTWARE
INSTALLATION WITH OPERATIONS GUIDE

FOR OM-EL-USB-SERIES
DATA LOGGERS

OM-EL-USB-1
OM-EL-USB-2
OM-EL-USB-3
OM-EL-USB-4
OM-EL-USB-5
OM-EL-USB-LITE
OM-EL-USB-TC
OM-EL-USB-2-PLUS
OM-EL-USB-1-RCG

omega.com®
OMEGA®

OMEGAnet® Online Service omega.com	Internet e-mail info@omega.com

Servicing North America:

U.S.A.:
ISO 9001 Certified
One Omega Drive, P.O. Box 4047
Stamford, CT 06907-0047
TEL: (203) 359-1660 FAX: (203) 359-7700
e-mail: info@omega.com

Canada:
976 Bergar
Laval (Quebec) H7L 5A1, Canada
TEL: (514) 856-6928 FAX: (514) 856-6886
e-mail: info@omega.ca

For immediate technical or application assistance:

U.S.A. and Canada: Sales Service: 1-800-826-6342 / 1-800-TC-OMEGA®
Customer Service: 1-800-622-2378 / 1-800-622-BEST®
Engineering Service: 1-800-872-9436 / 1-800-USA-WHEN®
TELEX: 996404 EASYLINK: 62968934 CABLE: OMEGA

Mexico:
En Español: (001) 203-359-7803 e-mail: espanol@omega.com
FAX: (001) 203-359-7807 info@omega.com.mx

Servicing Europe:

Benelux:
Postbus 8034, 1180 LA Amstelveen, The Netherlands
TEL: +31 (0)20 3472121 FAX: +31 (0)20 6434643
Toll Free in Benelux: 0800 0993344
e-mail: sales@omegaeng.nl

Czech Republic:
Frystatska 184, 733 01 Karviná, Czech Republic
TEL: +420 (0)59 6311899 FAX: +420 (0)59 6311114
Toll Free: 0800-1-66342 e-mail: info@omegashop.cz

France:
11, rue Jacques Cartier, 78280 Guyancourt, France
TEL: +33 (0)1 61 37 2900 FAX: +33 (0)1 30 57 5427
Toll Free in France: 0800 466 342
e-mail: sales@omega.fr

Germany/Austria:
Daimlerstrasse 26, D-75392 Deckenpfronn, Germany
TEL: +49 (0)7056 9398-0 FAX: +49 (0)7056 9398-29
Toll Free in Germany: 0800 639 7678
e-mail: info@omega.de

United Kingdom:
ISO 9002 Certified
One Omega Drive, River Bend Technology Centre
Northbank, Irlam, Manchester
M44 5BD United Kingdom
TEL: +44 (0)161 777 6611 FAX: +44 (0)161 777 6622
Toll Free in United Kingdom: 0800-488-488
e-mail: sales@omega.co.uk

It is the policy of OMEGA Engineering, Inc. to comply with all worldwide safety and EMC/EMI regulations that apply. OMEGA is constantly pursuing certification of its products to the European New Approach Directives. OMEGA will add the CE mark to every appropriate device upon certification.

The information contained in this document is believed to be correct, but OMEGA accepts no liability for any errors it contains, and reserves the right to alter specifications without notice.
WARNING: These products are not designed for use in, and should not be used for, human applications.

OPERATION GUIDE

GUIDE D'OPERATION
GUÍA DE LA OPERACIÓN
GUIDA DI FUNZIONAMENTO
BETRIEBSFUHRER

START HERE

Windows™ XP/VISTA/7
EL-WIN-USB Configuration Software Installation

NOTE - The screen shots on page one of the guide are taken from Windows™ 7. If you are installing using Windows™ Vista or XP the screens may look slightly different, however the content will be the same. To install the software you must have administrative priviledges on the computer.

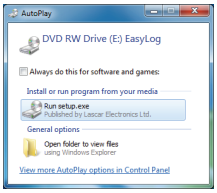

1. Insert the EL-WIN-USB Configuration Software CD into the CD drive of your computer. If the CD does not automatically load, navigate to the CD and double click "Setup"

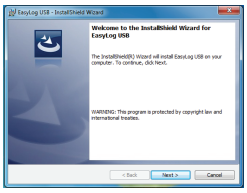

2. Click "Next"

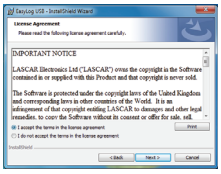

3. Read the "IMPORTANT NOTICE", select "I Agree" & "Next"

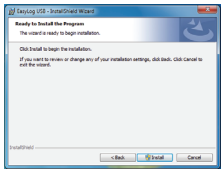

4. Click "Install"

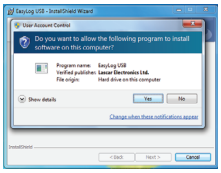

5. Click "Yes"

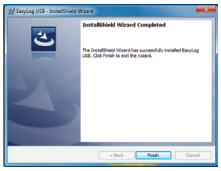

6. Click "Finish"

7. Click "Install"

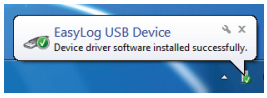

8. You have successfully installed the necessary software and driver for your EL-USB data logger. An "EasyLog USB" icon will be placed on your desktop.

OM-EL-USB-1



Double flash	-	Logger is primed.	**Single flash**	-	Logging, no alarm.
Clignotement double	-	L'enregistreur est amorcé.	**Clignotement simple**	-	Enregistrement en cours, pas d'alarme.
Parpadeo doble	-	El Registrador está preparado.	**Parpadeo simple**	-	Registrando, sin alarma.
Lampeggio doppio	-	Il logger viene attivato.	**Lampeggio singolo**	-	Registrazione in corso, nessun allarme.
Leuchtet zweimal auf	-	Logger ist bereit.	**Leuchtet einmal auf**	-	Zeichnet auf, kein Alarm.

Double flash	-	High alarm.	**Single flash**	-	Low alarm.
Clignotement double	-	Haute alarme.	**Clignotement simple**	-	Basse alarme.
Parpadeo doble	-	Alarma Alta.	**Parpadeo simple**	-	Alarma Baja.
Lampeggio doppio	-	Allarme limite max.	**Lampeggio singolo**	-	Allarme limite min.
Leuchtet zweimal auf	-	Alarm wegen Überschreitung.	**Leuchtet einmal auf**	-	Alarm wegen Ünterschreitung.

Double/Single flash	-	Memory full.	**Flash every 60 sec.**	-	Low battery.
Clignotement double/simple	-	Mémoire pleine.	**Clignotement toutes les 60 sec.**	-	Batterie faible.
Parpadeo doble/simple	-	Memoria llena.	**Parpadeo cada 60 seg.**	-	Batería baja.
Lampeggio singolo/doppio	-	Memoria piena.	**Lampeggio ogni 60 sec.**	-	Batteria scarica.
Leuchtet zweimal/einmal auf	-	Speicher voll.	**Leuchtet auf alle 60 Sek.**	-	Batterie schwach.

OM-EL-USB-2 &OM-EL-USB-2-PLUS



Green triple flash	-	Logger full, no alarm on the channel.	**Green double flash**	-	Delayed start.
Triple clignotement vert	-	Enregistreur plein, pas d'alarme sur la voie.	**Double clignotement vert**	-	Retard au démarrage.
Parpadeo verde triple	-	Registrador lleno, sin alarma en el canal.	**Parpadeo verde doble**	-	Inicio demorado.
Lampeggio verde triplo	-	Logger pieno, nessun allarme sul canale.	**Lampeggio verde doppio**	-	Avvio ritardato.
Leuchtet dreimal grün auf	-	Logger voll, kein Alarm am Kanal.	**Leuchtet zweimal grün auf**	-	Verzögerter Start.

Green single flash	-	Logging, no alarm.	**Lampeggio verde singolo**	-	Registrazione in corso, nessun allarme.
Simple clignotement vert	-	Enregistrement en cours, pas d'alarme.	**Leuchtet einmal grün auf**	-	Aufzeichnung, kein Alarm.
Parpadeo verde simple	-	Registrando, sin alarma.			

Red Triple flash	-	Logger full, alarm on the channel.	**Red Double flash**	-	Logging, high alarm on the channel.
Triple clignotement rouge	-	Enregistreur plein, alarme sur la voie.	**Double clignotement rouge**	-	Enregistrement en cours, haute alarme sur la voie.
Parpadeo rojo triple	-	Registrador lleno, alarma en el canal.	**Parpadeo rojo doble**	-	Registrando, alarma alta en el canal.
Lampeggio rosso triplo	-	Logger pieno, allarme sul canale.	**Lampeggio rosso doppio**	-	Registrazione in corso, allarme limite max. sul canale.
Leuchtet dreimal rot auf	-	Logger voll, Alarm am Kanal.	**Leuchtet zweimal rot auf**	-	Aufzeichnung, Alarm wegen Überschreitung am Kanal.

Red Single flash	-	Logging, low alarm on the channel.	**Lampeggio rosso singolo**	-	Registrazione in corso, allarme limite min. sul canale.
Simple clignotement rouge	-	Enregistrement en cours, basse alarme sur la voie.	**Leuchtet einmal rot auf**	-	Aufzeichnung, Alarm wegen Ünterschreitung am Kanal.
Parpadeo rojo simple	-	Registrando, alarma baja en el canal.			

No LEDs flash	-	Logger stopped or battery empty.	**Nessun LED lampeggiante**	-	Logger arrestato o batteria scarica.
Pas de clignotements	-	Enregistreur arrêté ou batterie déchargée.	**Kein Aufleuchten der LEDs**	-	Logger gestoppt oder Batterie leer.
Ningún LED parpadeando	-	Registrador parado batería vacía.			

OM-EL-USB-5

Single flash every 10s	-	Logging.
Clignotement simple toutes les 10s	-	Enregistrement en cours.
Parpadeo simple cada 10s	-	Registrando.
Lampeggio singolo ogni 10s	-	Registrazione in corso.
Leuchtet einmal auf alle 10s	-	Zeichnet auf.

Single flash every 20s	-	Low battery.
Clignotement simple toutes les 20s	-	Batterie faible
Parpadeo simple cada 20s	-	Bateriá Baja.
Lampeggio singolo ogni 20s	-	Allarme limite min.
Leuchtet einmal auf alle 20s	-	Batteria scarica.

Double flash every 20s	-	Logger full.
Clignotement double toute les 20s	-	Enregistreur plein.
Parpadeo doble cada 20s	-	Registrador lleno.
Lampeggio doppio ogni 20s	-	Logger pieno.
Leuchtet zweimal auf alle 20s	-	Logger voll.

Single flash	-	Event / State change / Count recorded.
Clignotement simple	-	Événement / Changement d'état / comte enregistrés.
Parpadeo simple	-	Evento / Cambio de estado / Conde registrado.
Lampeggio singolo	-	Evento / Cambiamento di stato / Count registrati.
Leuchtet einmal auf	-	Event / Staatliche ändern / Graf aufgezeichnet.

OM-EL-USB-3, OM-EL-USB-4, OM-EL-USB-TC & OM-EL-USB-1-RCG

Green double flash	-	every 20 seconds: logger full, no alarm.
Double clignotement vert	-	toutes les 20 secondes: enregistreur plein, pa d'alarme.
Parpadeo verde doble	-	cada 20 segundos: registrador lleno, alarma.
Lampeggio verde doppio	-	ogni 20 secondi: logger pieno, nessun allarme.
Leuchtet zweimal grün auf	-	alle 20 Sekunden: Logger voll, kein Alarm.

Green Single flash - every 30 seconds: delayed start.
- every 20 seconds: low battery, logging, no alarm. - every 10 seonds: logging, no alarm.

Simple clignotement vert - toutes les 30 secondes: retard au démarrage. - toutes les 20 secondes: batterie faible, enregistrement en cours, pas d'alarme. - toutes les 10 secondes: enregistrement en cours, pas d'alarme.

Parpadeo verde simple - cada 30 segundos: inicio demorado. - cada 20 segundos: batería baja, registrando, sin alarma. - cada 10 segundos: registrando, sin alarma.

Lampeggio verde singolo - ogni 30 secondi: avvi ritardato. - ogni 20 secondi: batteria scarica, registrazione in corso, nessun allarme. - ogni 10 secondi: registrazione in corso, nessun allarme.

Leuchtet einmal grün auf - alle 30 Sekunden: Verzögerter Start. - alle 20 Sekunden, Batterie schwach, Aufzeichnung, kein Alarm. - alle 10 Sekunden: Aufzeichnung, kein Alarm.

Red/Green single flash - every 20 seconds: logger full, last value equal to or exceeds the low or high alarm.

Simple clignotement rouge/vert - toutes les 20 secondes: enregistreur plein, dernière valeur égale ou supérieure à basse ou haute alarme.

Parpadeo rojo/verde simple - Cada 20 segundos: registrador lleno, último valor igual o superior a la alarma baja o alta.

Lampeggio rosso/verde singolo - ogni 20 secondi: Logger pieno, ultimo valore uguale o maggiore dell'allarme limite min. o max.

Leuchtet einmal rot/grün auf - alle 20 Sekunden: Logger voll, letzter Wert entspricht genau dem Wert oder überschreitet den Wert für einen Alarm wegen Unterschreitung oder Überschreitung.

Red Double flash - every 10 seconds: logging, high alarm. - every 20 seconds: logging, high alarm, low battery.

Double clignotement rouge - toutes les 10 secondes: enregistrement en cours, haute alarme. - toutes les 20 secondes: enregistrement en cours, haute alarme, batterie faible.

Parpadeo rojo doble - Cada 10 segundos registrando, alarma alta cada 20 segundos registrando: alarma alta, batería baja.

Lampeggio rosso doppio - ogni 10 secondi: registrazione in corso, allarme limite max. - ogni 20 secondi: registrazione in corso, allarme limite max, batteria scarica.

Leuchtet zweimal rot auf - alle 10 Sekunden: Aufzeichnung, Alarm wegen Überschreitungalle. - alle 20 Sekunden: Aufzeichnung, Alarm wegen Überschreitung, Batterie schwach.

Red Single flash - every 10 seconds: logging, low alarm.
- every 20 seconds: logging, low alarm, low battery.

Simple clignotement rouge - toutes les 10 secondes: enregistrement en cours, basse alarme, batterie faible.

Parpadeo rojo simple - cada 10 segundos: registrando, alarma baja. - cada 20 segundos registrando, alarma baja, batería baja.

Lampeggio rosso singolo - ogni 10 secondi: registrazione in corso, allarme limite min. - ogni 20 secondi: registrazione in corso, allarme limite min, batteria scarica.

Leuchtet einmal rot auf - alle 10 Sekunden: Aufzeichnung, Alarm wegen Unterschreitung. - alle 20 Sekunden: Aufzeichnung, Alarm wegen Unterschreitung, Batterie schwach.

No LEDs flash - LEDs disabled during configuration to save battery power and increase logging life or) Logger stopped or) Battery empty.

Pas de clignotements - Diodes désactivées pendant le configuration pour économiser la batterie et augmenter la vie de l'enregistreur ou) Enregistreur arrêté ou) Batterie déchargée.

Ningún LED parpadeando - LEDs deshabilitados durante la configuración para ahorrar batería y aumentar la vida de registro o) Registrador parado o) Batería vacía.

Nessun LED lampeggiante - I LED sono disattivati durante la configurazione al fine di risparmiare la carica della batteria ed estendere la durata di registrazione o) Logger arrestato o) Batteria scarica.

Kein Aufleuchten der LEDs - LED während der Konfiguration abgeschaltet, um Batteriestrom zu sparen und die Aufzeichnungsdauer zu verlängern oder) Logger gestoppt oder) Batterie leer.

OM-EL-USB-1, OM-EL-USB-2, OM-EL-USB-2-PLUS, OM-EL-USB-3, OM-EL-USB-4, OM-EL-USB-5 & OM-EL-USB-TC

Battery Installation

Before using the data logger you will need to insert the 3.6 V 1/2AA battery provided, following the instructions below. Replacement batteries available from www.omega.com, PN: OM-EL-BATT

Installation de la batterie

Avant d'utiliser l'enregistreur de données, vous devez suivre les instructions ci-dessous pour installer la batterie 3.6 V 1/2AA Vous pouvez vous procurer des batteries de rechange auprès de www.omega.com, N°de réf.: OM-EL-BATT

Cómo colocar las baterías

Antes de utilizar el registrador de datos, necesitará colocar la batería 3.6 V 1/2AA suministrada, siguiendo estas instrucciones. Pueden adquirirse baterías de repuesto en www.omega.com, Pieza número: OM-EL-BATT

Installazione della batteria

Prima di utilizzare il data logger, inserire la batteria 3.6 V 1/2AA fornita in dotazione seguendo le istruzioni. Le batterie di ricambio sono disponibili sul sito web www.omega.com, n. art.: OM-EL-BATT

Einsetzen der Batterie

Vor der Benutzung des Datenloggers muss eine 3.6 V 1/2AA Batterie entsprechend der untenstehenden Anweisungen eingesetzt werden. Ersatzbatterien können über www.omega.com bezogen werden; PN: OM-EL-BATT



OM-EL-USB-1-RCG

OM-EL-USB-1-RCG

Rechargeable Data Logger
Rechargeable enregistreur de données
Registrador de datos de recargable
Ricaricabile data logger
Wiederaufladbare Datenlogger

The data logger is fitted with a 280mAh capacity (nominal) rechargeable Lithium-Ion battery. The data logger must be connected to an active USB port to recharge the battery; this may take up to 5 hours, depending on the level of discharge. The battery charge status is indicated by the status LED's. The red LED indicates that charging is ongoing; the green LED indicates that the battery has a full charge.

Like all rechargeable batteries, the fully charged capacity reduces over time. The battery operates best at temperatures of 10°C to 30°C (50°F to 86°F). Recharging should only be performed within this temperature range.

L'enregistreur de données est équipé d'une capacité de 280mAh (nominal) batterie rechargeable Lithium-Ion. L'enregistreur de données doit être connecté à un port USB actif pour recharger la batterie, ce qui peut prendre jusqu'à 5 heures, en fonction du niveau de la décharge. La charge de la batterie est indiqué par le statut LED. La LED rouge indique que la charge est en cours, la LED verte indique que la batterie est complètement chargée.

Comme toutes les piles rechargeables, la capacité à pleine charge diminue au fil du temps. La batterie fonctionne mieux à des températures de 10 ° C à 30 ° C (50 ° F à 86 ° F). Recharge ne doit être effectuée au sein de cette gamme de températures.

El registrador de datos está equipado con una capacidad de 280mAh (nominal) en una bateria recargable de iones de litio. El registrador de datos debe estar conectado a un puerto USB activo para recargar la batería, lo que puede demorar hasta cinco horas, dependiendo del nivel de descarga. La carga de la batería se indica mediante el estado del LED. El LED rojo indica que la carga está en curso; el LED verde indica que la batería está completamente cargada.

Al igual que todas las baterías recargables, la capacidad de carga completa reduce con el tiempo. La batería funciona mejor a temperaturas de 10 ° C a 30 ° C (50 ° F a 86 ° F). La recarga sólo debe realizarse dentro de este rango de temperaturas.

Il data logger è dotato di una capacità di 280mAh (nominale) batteria ricaricabile agli ioni di litio. Il data logger deve essere collegato ad una porta USB attiva per ricaricare la batteria, il che può richiedere fino a 5 ore, a seconda del livello di scarico. La carica della batteria è indicato dal LED di stato. Il LED rosso indica che la carica è in corso, il led verde indica che la batteria ha una carica completa.

Come tutte le batterie ricaricabili, la capacità di carica di ridurre nel tempo. La batteria funziona meglio a temperature di 10 ° C a 30 ° C (50 ° F a 86 ° F). La ricarica deve essere eseguita solo all'interno di questo intervallo di temperatura.

Der Datenlogger ist mit einem 280mAh Kapazität (nominal) Lithium-Ionen-Batterie ausgerüstet. Der Datenlogger ist mit einem aktiven USB-Port angeschlossen werden, um die Batterie aufzuladen, dies kann bis zu 5 Stunden dauern, abhängig von der Höhe der Entlastung. Der Ladezustand wird durch die Status-LED's. Die rote LED zeigt an, dass der Ladevorgang ist noch nicht abgeschlossen; die grüne LED zeigt an, dass der Akku voll aufgeladen ist.

Wie alle Akkus voll geladen reduziert die Kapazität im Laufe der Zeit. Die Batterie funktioniert am besten bei Temperaturen von 10 ° C bis 30 ° C (50 ° F bis 86 ° F). Aufladen sollte nur in diesem Temperaturbereich durchgeführt werden.

PLEASE NOTE THAT THESE TRANSLATIONS ARE NOT APPROVED

OM-EL-USB-LITE

OM-EL-USB-LITE

Temperature Data Logger
Enregistreur de données de température
Registrador de datos de temperatura
Data logger della temperature
Temperatur-Datenerfassungsgerät

Press the button to view the data logger's status.
Appuyer sur le bouton pour afficher l'état de l'enregistreur de données.
Pulse el botón para ver el estado del registrador de datos.
Premere il pulsante per visualizzare lo stato del data logger.
Drücken Sie den Knopf, um den Status des Datenerfassungsgeräts,anzuzeigen.

Single green flash	**- Logging, no alarm**
Clignotement vert simple	- Enregistrement en cours, pas d'alarme
Parpadeo verde simple	- Registrando, sin alarma
Lampeggio verde singolo	- Registrazione in corso, nessun allarme
Leuchtet einmal grün auf	- Zeichnet auf, kein Alarm

Single red flash	**- Logging, low alarm**
Clignotement rouge simple	- Enregistrement en cours, basse alarme
Parpadeo rojo simple	- Registrando, alarma baja
Lampeggio rosso singolo	- Registrazione in corso, allarme limite min.
Leuchtet einmal rot auf	- Zeichnet auf, alarm wegen Unterschreitung

Double red flash	**- Logging, high alarm**
Clignotement rouge double	- Enregistrement en cours, haute alarme
Parpadeo rojo doble	- Registrando, alarma alta
Lampeggio rosso doppio	- Registrazione in corso, allarme limite max.
Leuchtet zweimal rot auf	- Zeichnet auf, Alarm wegen Uberschreitung

OM-EL-USB-LITE

Battery Replacement

We recommend that a suitable, new battery is used if any low battery state is detected by the software or if a large proportion of the typical 30 day battery life has been consumed. Remove the screw. Pull the two halves of the case apart. Remove the old battery. Insert the new battery. Assemble the two halves of the case. Insert the screw and tighten.

Changement de la pile

Nous recommandons d'utiliser une nouvelle pile en cas de détection par le logiciel d'une faible autonomie de la pile en place ou si une grande partie des 30 jours de vie habituels de la pile s'est écoulée. Enlever la vis. Séparer les deux moitiés du boîtier. Enlever l'ancienne pile et insérer la nouvelle. Remonter les deux moitiés du boîtier. Remettre la vis et revisser.

Cambio de la batería

Recomendamos utilizar una batería adecuada nueva si el software detecta que queda poca batería o si se ha consumido la mayor parte de los 30 días que suele durar la batería. Extraiga el tornillo. Separe las dos mitades de la carcasa. Extraiga la batería usada. Coloque la batería nueva. Junte las dos partes de la carcasa. Coloque el tornillo y apriételo.

Sostituzione della batteria

Si consiglia di inserire una nuova batteria del tipo appropriato se il software dovesse rilevare un livello basso della batteria o una volta trascorso il periodo di durata della batteria di 30 giorni (o prima di questo termine). Rimuovere la vite. Separare le due parti del vano batteria. Rimuovere la vecchia batteria. Inserire la nuova batteria. Posizionare le due parti del vano batteria. Inserire la vite e serrarla.

Auswechseln der Batterie

Wenn die Software einen niedrigen Batteriestatus feststellt oder die typische Lebensdauer der Batterie von 30 Tagen weitgehend aufgebraucht ist, sollte eine geeignete neue batterie eingesetzt werden. Entfernen Sie die Schraube. Ziehen Sie die beiden Gehäusehälften auseinander. Entfernen Sie die alte Batterie. Setzen Sie die neue Batterie ein. Schieben Sie die beiden Gehäusehälften wieder zusammen. Bringen Sie die Schraube an, und ziehen Sie sie fest.

WARRANTY/DISCLAIMER

OMEGA ENGINEERING, INC. warrants this unit to be free of defects in materials and workmanship for a period of **13 months** from date of purchase. OMEGA's WARRANTY adds an additional one (1) month grace period to the normal **one (1) year product warranty** to cover handling and shipping time. This ensures that OMEGA's customers receive maximum coverage on each product.

If the unit malfunctions, it must be returned to the factory for evaluation. OMEGA's Customer Service Department will issue an Authorized Return (AR) number immediately upon phone or written request. Upon examination by OMEGA, if the unit is found to be defective, it will be repaired or replaced at no charge. OMEGA's WARRANTY does not apply to defects resulting from any action of the purchaser, including but not limited to mishandling, improper interfacing, operation outside of design limits, improper repair, or unauthorized modification. This WARRANTY is VOID if the unit shows evidence of having been tampered with or shows evidence of having been damaged as a result of excessive corrosion; or current, heat, moisture or vibration; improper specification; misapplication; misuse or other operating conditions outside of OMEGA's control. Components in which wear is not warranted, include but are not limited to contact points, fuses, and triacs.

OMEGA is pleased to offer suggestions on the use of its various products. However, OMEGA neither assumes responsibility for any omissions or errors nor assumes liability for any damages that result from the use of its products in accordance with information provided by OMEGA, either verbal or written. OMEGA warrants only that the parts manufactured by the company will be as specified and free of defects. OMEGA MAKES NO OTHER WARRANTIES OR REPRESENTATIONS OF ANY KIND WHATSOEVER, EXPRESSED OR IMPLIED, EXCEPT THAT OF TITLE, AND ALL IMPLIED WARRANTIES INCLUDING ANY WARRANTY OF MERCHANTABILITY AND FITNESS FOR A PARTICULAR PURPOSE ARE HEREBY DISCLAIMED. LIMITATION OF LIABILITY: The remedies of purchaser set forth herein are exclusive, and the total liability of OMEGA with respect to this order, whether based on contract, warranty, negligence, indemnification, strict liability or otherwise, shall not exceed the purchase price of the component upon which liability is based. In no event shall OMEGA be liable for consequential, incidental or special damages.

CONDITIONS: Equipment sold by OMEGA is not intended to be used, nor shall it be used: (1) as a "Basic Component" under 10 CFR 21 (NRC), used in or with any nuclear installation or activity; or (2) in medical applications or used on humans. Should any Product(s) be used in or with any nuclear installation or activity, medical application, used on humans, or misused in any way, OMEGA assumes no responsibility as set forth in our basic WARRANTY/DISCLAIMER language, and, additionally, purchaser will indemnify OMEGA and hold OMEGA harmless from any liability or damage whatsoever arising out of the use of the Product(s) in such a manner.

RETURN REQUESTS/INQUIRIES

Direct all warranty and repair requests/inquiries to the OMEGA Customer Service Department. BEFORE RETURNING ANY PRODUCT(S) TO OMEGA, PURCHASER MUST OBTAIN AN AUTHORIZED RETURN (AR) NUMBER FROM OMEGA'S CUSTOMER SERVICE DEPARTMENT (IN ORDER TO AVOID PROCESSING DELAYS). The assigned AR number should then be marked on the outside of the return package and on any correspondence.

The purchaser is responsible for shipping charges, freight, insurance and proper packaging to prevent breakage in transit.

FOR **WARRANTY** RETURNS, please have the following information available BEFORE contacting OMEGA:

1. Purchase Order number under which the product was PURCHASED,
2. Model and serial number of the product under warranty, and
3. Repair instructions and/or specific problems relative to the product.

FOR **NON-WARRANTY** REPAIRS, consult OMEGA for current repair charges. Have the following information available BEFORE contacting OMEGA:

1. Purchase Order number to cover the COST of the repair,
2. Model and serial number of the product, and
3. Repair instructions and/or specific problems relative to the product.

OMEGA's policy is to make running changes, not model changes, whenever an improvement is possible. This affords our customers the latest in technology and engineering.

OMEGA is a registered trademark of OMEGA ENGINEERING, INC.

© Copyright 2004 OMEGA ENGINEERING, INC. All rights reserved. This document may not be copied, photocopied, reproduced, translated, or reduced to any electronic medium or machine-readable form, in whole or in part, without the prior written consent of OMEGA ENGINEERING, INC.

Where Do I Find Everything I Need for Process Measurement and Control? OMEGA...Of Course!

Shop online at omega.com

TEMPERATURE

- Thermocouple, RTD & Thermistor Probes, Connectors, Panels & Assemblies
- Wire: Thermocouple, RTD & Thermistor
- Calibrators & Ice Point References
- Recorders, Controllers & Process Monitors
- Infrared Pyrometers

PRESSURE, STRAIN AND FORCE

- Transducers & Strain Gages
- Load Cells & Pressure Gages
- Displacement Transducers
- Instrumentation & Accessories

FLOW/LEVEL

- Rotameters, Gas Mass Flowmeters & Flow Computers
- Air Velocity Indicators
- Turbine/Paddlewheel Systems
- Totalizers & Batch Controllers

pH/CONDUCTIVITY

- pH Electrodes, Testers & Accessories
- Benchtop/Laboratory Meters
- Controllers, Calibrators, Simulators & Pumps
- Industrial pH & Conductivity Equipment

DATA ACQUISITION

- Data Acquisition & Engineering Software
- Communications-Based Acquisition Systems
- Plug-in Cards for Apple, IBM & Compatibles
- Datalogging Systems
- Recorders, Printers & Plotters

HEATERS

- Heating Cable
- Cartridge & Strip Heaters
- Immersion & Band Heaters
- Flexible Heaters
- Laboratory Heaters

ENVIRONMENTAL MONITORING AND CONTROL

- Metering & Control Instrumentation
- Refractometers
- Pumps & Tubing
- Air, Soil & Water Monitors
- Industrial Water & Wastewater Treatment
- pH, Conductivity & Dissolved Oxygen Instruments

M4668/0712