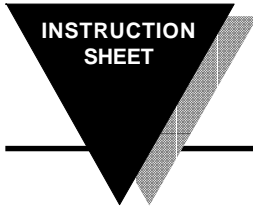




DP18 Series Model DP18-SC Thermocouple Input Temperature Indicator



M2110/1294



TEMPERATURE METERS FOR THERMOCOUPLES "S" (Pt vs. Pt-10 Rhodium)

DIGITAL PANEL METER FOR THERMOCOUPLE TYPE "S" PROVIDED WITH BUILT-IN COLD-JUNCTION COMPENSATION AND LINEARIZATION FOR DIRECT READING IN DEGREES CENTIGRADE.
ACCEPTS ADDITIONAL BOARDS FOR ANALOG OUTPUTS AND UPPER BOARDS FOR COMMUNICATIONS OR CONTROL OUTPUTS.

SPECIFICATIONS

DISPLAYS 3½ digits, 7 segment, red LED
 HEIGHT 0.56" (14.2 mm.)
 SYMBOLS ± 1.8.8.8
 DECIMAL POINTS Selectable by jumpers

INPUT CONFIGURATION Bipolar single
 ZERO Automatic
 SPAN ADJUSTMENT ± 5 %

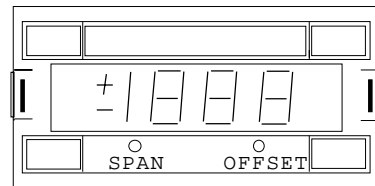
CONVERTER Dual-slope, average value
 POLARITY Automatic ±
 SIGNAL INTEGRATION PERIOD 80 ms.
 READ RATE 3.12 / sec.
 RANGES See table selection fig. 3
 HOLD Optional

NOISE REJECTION NMR 50 dB. 50/60 Hz.
 ACCURACY See table selection fig.3
 WARMUP TO RATED ACCURACY ... 2 minutes
 SPAN TEMPCO 150 ppm
 ZERO TEMPCO 2.5 µV/°C.

OPERATING TEMPERATURE 0 to 50 °C (32 to 122 °F)
 STORAGE TEMPERATURE -40 to 80 °C (-40 to 176 °F)
 WEIGHT 310 gr. (0.68 lb)
 CASE MATERIAL ABS, DIN 43700, black color
 STANDARD POWER 115 Vac. ± 10 %, 50/60 Hz.
 POWER CONSUMPTION 5.5 VA for AC.
 ELECTRICAL CONNECTIONS Push-in cable connectors
 BURN-IN 24 h.

FIG. 1

FRONT VIEW



SPAN: ADJUST THE MAXIMUM READING.
OFFSET: NOT IN SERVICE

SPAN ADJUSTMENT IS ACCESSIBLE BEHIND THE LOW DOOR.

FIG. 2

REAR VIEW

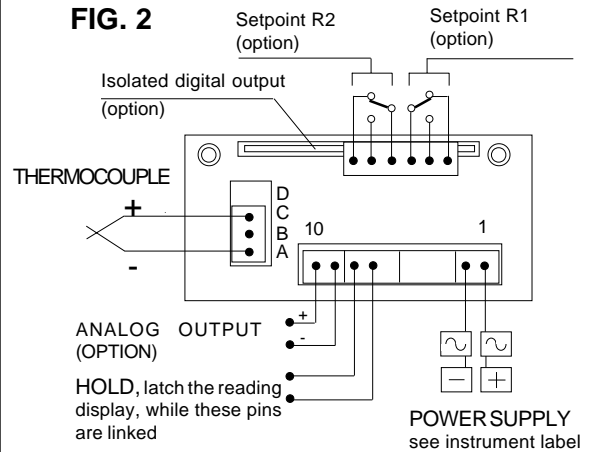
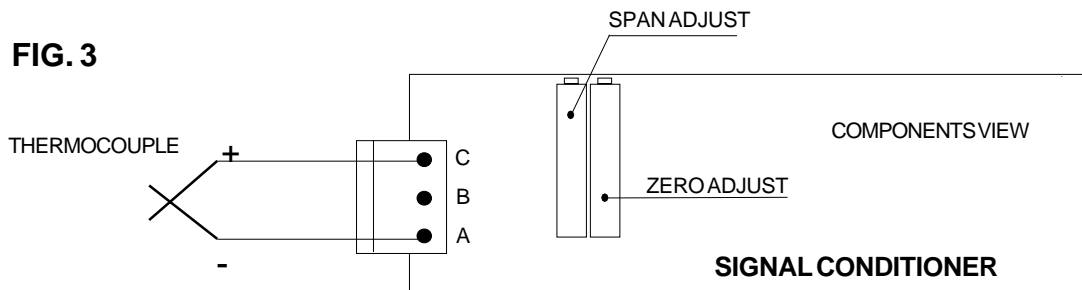


FIG. 3



MODEL	THERMOCOUPLE	ACCURACY (± 1 COUNT)	RESOLUTION	AMBIENT TEMP. COMPENSATION
DP18-SC	S	± 1.5% from 0 to +260°C	1 °C	0 to +50 °C
		± 0.5% from +260 to +970°C		
		± 0.1% from +970 to +1750°C		



OPTIONS AND POWER SUPPLIES AVAILABLE FOR DP18 Series

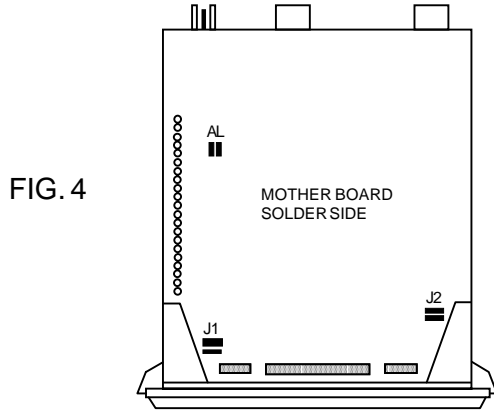
CONTROL OUTPUT/COMMUNICATIONS OPTIONS
Select a maximum of one option from each column

POWER SUPPLY OPTIONS

Table with 4 columns: OPTION, DESCRIPTION, OPTION, DESCRIPTION. Lists options like BCD, R1, R2, APH1, 232 and A01, A02, A03, APH2.

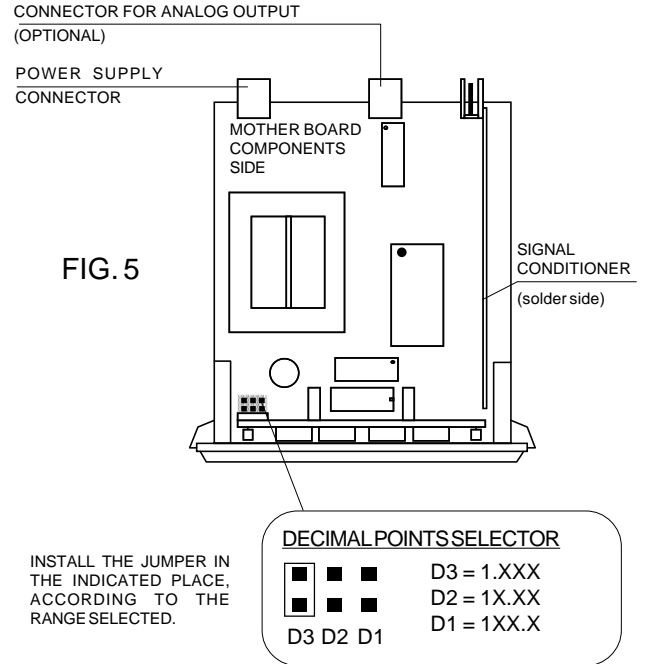
Table with 4 columns: OPTION, POWER, OPTION, POWER. Lists power supply options like 230, STD, 24, 48.

SELECTION OF : DECIMAL POINTS AND SPECIAL OPTIONS



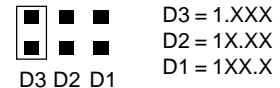
JUMPERS SELECTION FOR SPECIAL OPTIONS

AL: OPEN ONLY WHEN ALARM SETPOINT CARD OPTION IS ADDED
J1: OPEN TO ELIMINATE THE LEAST-SIGNIFICANT DIGIT (LSD)
J2: OPEN TO ELIMINATE THE INDICATION ±



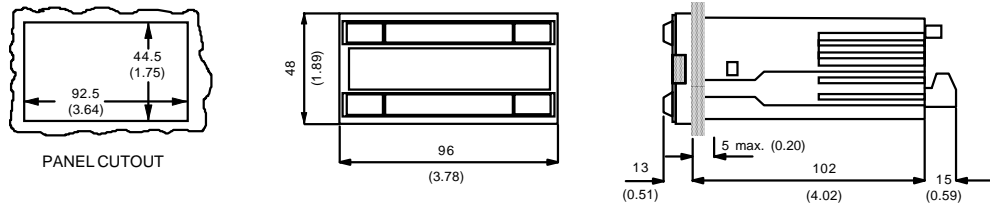
INSTALL THE JUMPER IN THE INDICATED PLACE, ACCORDING TO THE RANGE SELECTED.

DECIMAL POINTS SELECTOR



MECHANICAL DIMENSIONS mm (in)

FIG. 6



WARRANTY/DISCLAIMER

OMEGA warrants this unit to be free of defects in materials and workmanship and to give satisfactory service for a period of 13 months from date of purchase.

OMEGA is pleased to offer suggestions on the use of its various products. However OMEGA neither assumes responsibility for any omissions or errors nor assumes liability for any damages that result from the use of its products.

LIMITATION OF LIABILITY: The remedies of purchaser set forth herein are exclusive and the total liability of OMEGA with respect to this order, whether based on contract, warranty, negligence, indemnification, strict liability or otherwise, shall not exceed the purchase price of the component upon which liability is based.

CONDITIONS: Equipment sold by OMEGA is not intended to be used, nor shall it be used: (1) as a "Basic Component" under 10 CFR 21 (NRC), used in or with any nuclear installation or activity;



Servicing USA and Canada: Call OMEGA Toll Free USA Canada

One Omega Drive, Box 4047 Stamford, CT 06907-0047 Telephone: (203) 359-1660 FAX: (203) 359-7700

976 Bergar Laval (Quebec) H7L 5A1 Telephone: (514) 856-6928 FAX: (514) 856-6886

Servicing Europe: One OMEGA Drive, River Bend Technology Centre

Northbank, Irlam, Manchester M44 5EX, England Telephone: 44 (161) 777-6611 FAX: 44 (161) 777-6622

RETURN REQUESTS/INQUIRIES

Direct all warranty and repair requests/inquiries to the OMEGA ENGINEERING Customer Service Department. BEFORE RETURNING ANY PRODUCT(S) TO OMEGA, PURCHASER MUST OBTAIN AN AUTHORIZED RETURN (AR) NUMBER FROM OMEGA'S CUSTOMER SERVICE DEPARTMENT.

FOR WARRANTY RETURNS, please have the following information available BEFORE contacting OMEGA:

- 1. P. O. number under which the product was PURCHASED.
2. Model and serial number of the product under warranty, and
3. Repair instructions and/or specific problems relative to the product.

FOR NON-WARRANTY REPAIRS, consult OMEGA for current repair charges. Have the following information available BEFORE contacting OMEGA:

- 1. P. O. number to cover the COST of the repair,
2. Model and serial number of product, and
3. Repair instructions and/or specific problems relative to the product.

OMEGA's policy is to make running changes, not model changes, whenever an improvement is possible. This affords our customers the latest in technology and engineering. OMEGA is a registered trademark of OMEGA ENGINEERING, INC. © Copyright 1998 OMEGA ENGINEERING, INC. All rights reserved.