





## SSHB and SEPHB Series Heating Blanket Installation Instructions

Careful and proper preparation of the surface will ensure a long and trouble-free life for OMEGALUX™ Silicone Rubber Laminated Heating Blankets. For proper installation, follow these instructions:

1. Any weld splatter, rust flakes, etc. should be removed prior to installation. If not removed, these places can create an abrasive surface or cutting edge that could damage the blanket.
2. All dirt and oil should be removed from the tank or vessel. The pressure sensitive adhesive used on SSHB and SEPHB Series Heating Blankets may not adhere to oily surfaces; cleaning completely with Acetone or other solvents will insure a strong bond.
3. The best method of installing SSHB and SEPHB Series Heating Blankets with pressure sensitive adhesive is to place one end of the blanket against the tank surface. A medium to hard rubber roller would aid in installation. This method will help to eliminate trapped air pockets.
4. To insure proper wiring of your system, use the conduit mounting bracket provided in the SSHB-CB kit. Squeeze the RTV adhesive provided in the SSHB-CB kit onto the back of the conduit bracket.
5. Push the conduit bracket firmly against the surface distributing the RTV adhesive and tape the bracket into place.
6. Feed lead wires through the conduit bracket and attach to system conduit.



Approved

## OMEGALUX™

An OMEGA Technologies Company

One Omega Drive, Box 4047  
Stamford, Connecticut 06907-0047

Call OMEGALUX Toll Free\*

1-800-872-4328

1-800-USA-HEAT

\*In CT: (203) 359-1660  
And International

CABLE: OMEGA  
TELEX: 996404

EASYLINK: 62968934  
FAX: (203) 359-7700

## WARRANTY

OMEGALUX warrants this unit to be free of defects in materials and workmanship and to give satisfactory service for a period of 13 months from date of purchase. OMEGALUX Warranty adds an additional one (1) month grace period to the normal one (1) year product warranty to cover handling and shipping time. This ensures that our customers receive maximum coverage on each product. If the unit should malfunction, it must be returned to the factory for evaluation. Our Customer Service Department will issue an Authorized Return (AR) number immediately upon phone or written request. Upon examination by OMEGALUX, if the unit is found to be defective it will be repaired or replaced at no charge. However, this WARRANTY is VOID if the unit shows evidence of having been tampered with or shows evidence of being damaged as a result of excessive corrosion; or current, heat, moisture or vibration; improper specification; misapplication; misuse or other operating conditions outside of OMEGALUX's control. Components which wear or which are damaged by misuse are not warranted. These include contact points, fuses, and triacs.

THESE UNITS ARE INHERENTLY DANGEROUS AND ARE INTENDED TO BE INSTALLED AND USED ONLY BY QUALIFIED PERSONNEL. NO WARRANTY EXTENDED HEREIN WILL APPLY IF SUCH UNIT IS INSTALLED OR USED BY UNQUALIFIED PERSONNEL. THERE ARE NO WARRANTIES EXCEPT AS STATED HEREIN. THERE ARE NO OTHER WARRANTIES, EXPRESSED OR IMPLIED, INCLUDING BUT NOT LIMITED TO THE IMPLIED WARRANTIES OF MERCHANTABILITY AND OF FITNESS FOR A PARTICULAR PURPOSE. OMEGALUX IS NOT RESPONSIBLE FOR ANY DAMAGES OR LOSSES CAUSED TO OTHER EQUIPMENT, WHETHER DIRECT, INDIRECT, INCIDENTAL, SPECIAL OR CONSEQUENTIAL, WHICH THE PURCHASER MAY EXPERIENCE AS A RESULT OF THE INSTALLATION OR USE OF THE PRODUCT. THE BUYER'S SOLE REMEDY FOR ANY BREACH OF THIS AGREEMENT BY OMEGALUX OR ANY BREACH OF ANY WARRANTY BY OMEGALUX SHALL NOT EXCEED THE PURCHASE PRICE PAID BY THE PURCHASER TO OMEGALUX FOR THE UNIT OR UNITS OR EQUIPMENT DIRECTLY AFFECTED BY SUCH BREACH.

EVERY PRECAUTION FOR ACCURACY HAS BEEN TAKEN IN THE PREPARATION OF THIS MANUAL, HOWEVER, OMEGALUX NEITHER ASSUMES RESPONSIBILITY FOR ANY OMISSIONS OR ERRORS THAT MAY APPEAR NOR ASSUMES LIABILITY FOR ANY DAMAGES THAT RESULT FROM THE USE OF THE PRODUCTS IN ACCORDANCE WITH THE INFORMATION CONTAINED IN THE MANUAL.

# OMEGALUX™

*An OMEGA Technologies Company*

One Omega Drive, Box 4047  
Stamford, Connecticut 06907-0047

Call OMEGALUX Toll Free\*

**1-800-872-4328**

**1-800-USA-HEAT**

\*In CT: (203) 359-1660    CABLE: OMEGA    EASYLINK: 62968934  
And International    TELEX: 996404    FAX: (203) 359-7700

## Return Requests/Inquiries

**Direct all warranty and repair requests/inquiries to OMEGA Customer Service Department, telephone number (203) 359-1660. BEFORE RETURNING ANY INSTRUMENT, PLEASE CONTACT THE OMEGA CUSTOMER SERVICE DEPARTMENT TO OBTAIN AN AUTHORIZED RETURN (AR) NUMBER. The designated AR number should then be marked on the outside of the return package.**

**To avoid processing delays, also please be sure to include:**

- 1. Returnee's name, address, and phone number.**
- 2. Model and Serial numbers.**
- 3. Repair instructions.**

OMEGA's policy is to make running changes, not model changes, whenever an improvement is possible. That way our customers get the latest in technology and engineering.

OMEGA® is a registered trademark of OMEGA ENGINEERING, INC.

OMEGALUX™ is a trademark of OMEGA ENGINEERING, INC.

© Copyright 1989 OMEGA ENGINEERING, INC. All rights reserved including illustrations. Nothing in this manual may be reproduced in any manner, either wholly or in part for any purpose whatsoever without written permission from OMEGA ENGINEERING, INC.