

**1 YEAR**  
WARRANTY

# **Ω OMEGA®** **User's Guide**

***Shop online at  
omega.com<sup>SM</sup>***

***e-mail: info@omega.com  
For latest product manuals:  
www.omegamanual.info***



## **OM-EL-CC-1 RANGE** **Cold Chain Data Logging Solutions**



omega.com info@omega.com

**Servicing North America:**

**U.S.A.  
Headquarters:**

Omega Engineering, Inc.

Toll-Free: 1-800-826-6342 (USA & Canada only)

Customer Service: 1-800-622-2378 (USA & Canada only)

Engineering Service: 1-800-872-9436 (USA & Canada only)

Tel: (203) 359-1660


Fax: (203) 359-7700

e-mail: info@omega.com

**For Other Locations Visit [omega.com/worldwide](http://omega.com/worldwide)**

# OM-EL-CC-1 Range

## Cold Chain Data Logging Solutions



M-5665/0717

Shop online at [omega.com](http://omega.com)™ e-mail: [info@omega.com](mailto:info@omega.com)  
For latest product manuals: [omegamanual.info](http://omegamanual.info)

### 1

Your new logger comes ready to go.


Simply press and hold the  button until the green LED lights up to start logging.








### 2

Now place your logger in the location you want to monitor.



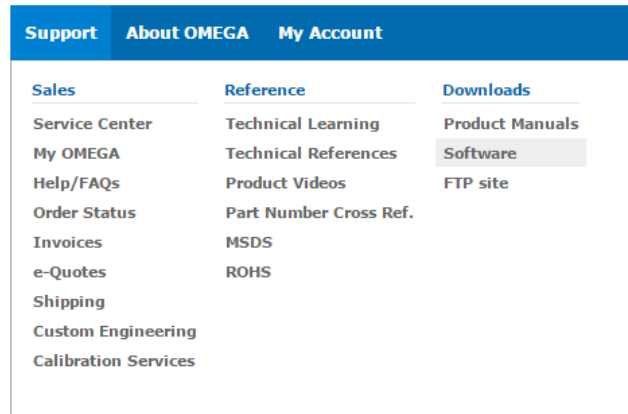
Once logging, pressing the  button will light up an LED to give a quick indication of the status. It will also add a marker to the data to show that you have checked it.

No alarms will be triggered in the first 30 minutes to allow the logger to settle at the monitored temperature.

	<b>Green single flash</b> The data logger is currently logging No alarm has been triggered	No action required
	<b>Red single flash</b> The data logger is currently logging An alarm has been triggered!	Check alarm condition in PC software
	<b>Green double flash</b> The data logger's memory is full No alarm was triggered	Plug your logger in to a PC, download your readings and start a new session
	<b>Red double flash</b> The data logger's memory is full An alarm was triggered!	Plug your logger in to a PC, download your readings, check alarm condition and start a new session
	<b>No LEDs flash</b> The data logger is stopped or the battery is flat	Check the logger's status using the PC software

- 3 When you are ready to view the recorded data on your logger, the first thing you need to do is download the free software.

Visit [www.omega.com](http://www.omega.com) and click on the download link.



Double click on the downloaded **.exe** file, and follow the on screen prompts.


- 4 To save your data, remove the logger from the plastic sleeve and connect it to a USB port. Open the software and click on **Save Data**.



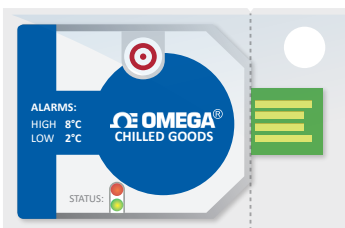
This will automatically open up your readings in the software, where you can view your data or export it in various formats.

- 5 To start your logger for the next session, click on **Prime Logger**.




Your data logger is now primed and ready to go. Place your logger in location ready for the next session. To start it logging again, press and hold the  button until the green LED lights up.

## The OM-EL-CC-1 Range



**OM-EL-CC-1-001**  
*Chilled Goods*  
High Alarm 8°C  
Low Alarm 2°C



**OM-EL-CC-1-002**  
*Frozen Goods*  
High Alarm -16°C  
Low Alarm -20°C



**OM-EL-CC-1-003**  
*Ripening Goods*  
High Alarm 14°C  
Low Alarm 12°C

# OM-EL-CC-1-Range

## Cold Chain Data Logging Solutions

- 3 data loggers for monitoring Chilled Goods, Frozen Goods and Ripening Goods.
- No set-up required. One button press-to-start logging.
- Pre-configured with appropriate sample rates and alarm thresholds for each application.
- Reusable with 12+ months battery life.
- Various export options including PDF, Microsoft Excel and JPEG.

Each of the three Cold Chain loggers comes pre-configured for use in your particular application – simply press the button to start logging. During a logging session, pressing the button will light up the status LEDs to give a quick indication as to whether the temperature has exceeded an alarm condition at any point. Once your session has been completed, tear open the IP67-rated plastic wallet to reveal the USB connector and plug it in to your PC. Use the free software for Windows to download and graph the data, and then prime your logger for its next use.



### Omega CC Software

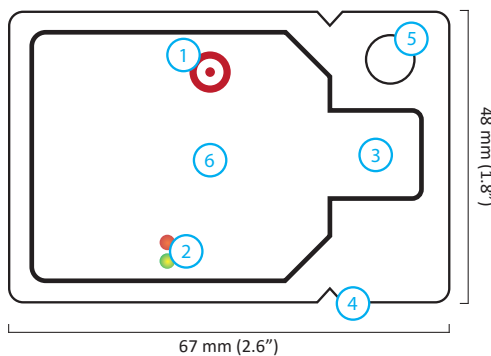
The simple-to-use software allows you to view the data graphically, in a table or export it in various formats for use in further reporting.

Download the latest version of the software free of charge from [www.omega.com](http://www.omega.com)



### YOUR OM-EL-CC-1

- 1 Start / Status button
- 2 Status LEDs
- 3 USB connector
- 4 Tear to open
- 5 Mounting point
- 6 Model type



### SPECIFICATIONS

<b>Measurement range</b>	-30 to +60°C (-22 to +140°F)
<b>Accuracy (overall error)</b>	±0.5°C maximum (±1°F)
<b>Resolution</b>	0.1°C (0.1°F)
<b>Battery Life</b>	12 months (minimum)
<b>IP Rating</b>	IP67*
<b>Readings</b>	32,600

\* The data logger is protected against moisture to IP67 standard when housed in an OM-EL-CC-BAG or equivalent.

### MODEL SPECIFIC

	Chilled Goods	Frozen Goods	Ripening Goods
<b>High Alarm Level</b>	8°C	-16°C	14°C
<b>Low Alarm Level</b>	2°C	-20°C	12°C
<b>Logging Interval</b>	10 minutes (220 days)	10 minutes (220 days)	10 minutes (220 days)
<b>Part Number</b>	OM-EL-CC-1-001	OM-EL-CC-1-002	OM-EL-CC-1-003

This unit can be quickly customized for use in multiple markets. If you have a specific monitoring application, that requires different sample rates or alarm thresholds, call us today.

### ACCESSORIES

OM-EL-CC-BAG: Pack of 5 waterproof bags for data logger during use.

## WARRANTY/DISCLAIMER

OMEGA ENGINEERING, INC. warrants this unit to be free of defects in materials and workmanship for a period of **13 months** from date of purchase. OMEGA's WARRANTY adds an additional one (1) month grace period to the normal **one (1) year product warranty** to cover handling and shipping time. This ensures that OMEGA's customers receive maximum coverage on each product.

If the unit malfunctions, it must be returned to the factory for evaluation. OMEGA's Customer Service Department will issue an Authorized Return (AR) number immediately upon phone or written request. Upon examination by OMEGA, if the unit is found to be defective, it will be repaired or replaced at no charge. OMEGA's WARRANTY does not apply to defects resulting from any action of the purchaser, including but not limited to mishandling, improper interfacing, operation outside of design limits, improper repair, or unauthorized modification. This WARRANTY is VOID if the unit shows evidence of having been tampered with or shows evidence of having been damaged as a result of excessive corrosion; or current, heat, moisture or vibration; improper specification; misapplication; misuse or other operating conditions outside of OMEGA's control. Components in which wear is not warranted, include but are not limited to contact points, fuses, and triacs.

**OMEGA is pleased to offer suggestions on the use of its various products. However, OMEGA neither assumes responsibility for any omissions or errors nor assumes liability for any damages that result from the use of its products in accordance with information provided by OMEGA, either verbal or written. OMEGA warrants only that the parts manufactured by the company will be as specified and free of defects. OMEGA MAKES NO OTHER WARRANTIES OR REPRESENTATIONS OF ANY KIND WHATSOEVER, EXPRESSED OR IMPLIED, EXCEPT THAT OF TITLE, AND ALL IMPLIED WARRANTIES INCLUDING ANY WARRANTY OF MERCHANTABILITY AND FITNESS FOR A PARTICULAR PURPOSE ARE HEREBY DISCLAIMED. LIMITATION OF LIABILITY: The remedies of purchaser set forth herein are exclusive, and the total liability of OMEGA with respect to this order, whether based on contract, warranty, negligence, indemnification, strict liability or otherwise, shall not exceed the purchase price of the component upon which liability is based. In no event shall OMEGA be liable for consequential, incidental or special damages.**

CONDITIONS: Equipment sold by OMEGA is not intended to be used, nor shall it be used: (1) as a "Basic Component" under 10 CFR 21 (NRC), used in or with any nuclear installation or activity; or (2) in medical applications or used on humans. Should any Product(s) be used in or with any nuclear installation or activity, medical application, used on humans, or misused in any way, OMEGA assumes no responsibility as set forth in our basic WARRANTY/DISCLAIMER language, and, additionally, purchaser will indemnify OMEGA and hold OMEGA harmless from any liability or damage whatsoever arising out of the use of the Product(s) in such a manner.

## RETURN REQUESTS/INQUIRIES

Direct all warranty and repair requests/inquiries to the OMEGA Customer Service Department. BEFORE RETURNING ANY PRODUCT(S) TO OMEGA, PURCHASER MUST OBTAIN AN AUTHORIZED RETURN (AR) NUMBER FROM OMEGA'S CUSTOMER SERVICE DEPARTMENT (IN ORDER TO AVOID PROCESSING DELAYS). The assigned AR number should then be marked on the outside of the return package and on any correspondence.

The purchaser is responsible for shipping charges, freight, insurance and proper packaging to prevent breakage in transit.

FOR **WARRANTY** RETURNS, please have the following information available BEFORE contacting OMEGA:

1. Purchase Order number under which the product was PURCHASED,
2. Model and serial number of the product under warranty, and
3. Repair instructions and/or specific problems relative to the product.

FOR **NON-WARRANTY** REPAIRS, consult OMEGA for current repair charges. Have the following information available BEFORE contacting OMEGA:

1. Purchase Order number to cover the COST of the repair,
2. Model and serial number of the product, and
3. Repair instructions and/or specific problems relative to the product.

OMEGA's policy is to make running changes, not model changes, whenever an improvement is possible. This affords our customers the latest in technology and engineering.

OMEGA is a registered trademark of OMEGA ENGINEERING, INC.

© Copyright 2016 OMEGA ENGINEERING, INC. All rights reserved. This document may not be copied, photocopied, reproduced, translated, or reduced to any electronic medium or machine-readable form, in whole or in part, without the prior written consent of OMEGA ENGINEERING, INC.

# Where Do I Find Everything I Need for Process Measurement and Control? **OMEGA...Of Course!** *Shop online at [omega.com](http://omega.com)<sup>SM</sup>*

## **TEMPERATURE**

- ☑ Thermocouple, RTD & Thermistor Probes, Connectors, Panels & Assemblies
- ☑ Wire: Thermocouple, RTD & Thermistor
- ☑ Calibrators & Ice Point References
- ☑ Recorders, Controllers & Process Monitors
- ☑ Infrared Pyrometers

## **PRESSURE, STRAIN AND FORCE**

- ☑ Transducers & Strain Gages
- ☑ Load Cells & Pressure Gages
- ☑ Displacement Transducers
- ☑ Instrumentation & Accessories

## **FLOW/LEVEL**

- ☑ Rotameters, Gas Mass Flowmeters & Flow Computers
- ☑ Air Velocity Indicators
- ☑ Turbine/Paddlewheel Systems
- ☑ Totalizers & Batch Controllers

## **pH/CONDUCTIVITY**

- ☑ pH Electrodes, Testers & Accessories
- ☑ Benchtop/Laboratory Meters
- ☑ Controllers, Calibrators, Simulators & Pumps
- ☑ Industrial pH & Conductivity Equipment

## **DATA ACQUISITION**

- ☑ Communications-Based Acquisition Systems
- ☑ Data Logging Systems
- ☑ Wireless Sensors, Transmitters, & Receivers
- ☑ Signal Conditioners
- ☑ Data Acquisition Software

## **HEATERS**

- ☑ Heating Cable
- ☑ Cartridge & Strip Heaters
- ☑ Immersion & Band Heaters
- ☑ Flexible Heaters
- ☑ Laboratory Heaters

## **ENVIRONMENTAL MONITORING AND CONTROL**

- ☑ Metering & Control Instrumentation
- ☑ Refractometers
- ☑ Pumps & Tubing
- ☑ Air, Soil & Water Monitors
- ☑ Industrial Water & Wastewater Treatment
- ☑ pH, Conductivity & Dissolved Oxygen Instruments