

OM-EL-2-12BIT

12 BIT PORTABLE DATALOGGER

INSTRUCTION
SHEET

M-3142

OM-EL-2-12BIT is an easy to use display module capable of measuring, recording and displaying temperature (Pt 100), voltage and current. With 12 bit A/D resolution, a memory for 8000 readings and a battery life of up to 3 years, OM-EL-2-12BIT can operate as a 'stand alone' logger or be permanently connected to a system. The OM-EL-2-12BIT serial link is addressable and up to 8 loggers can be connected to one serial port. The PC software operates under Windows and does not require specialist skill to operate. Data output is in text format and can be easily integrated into most popular spreadsheets. Graphical output is possible under OM-EL-WIN. Consult the EasyLog software manual for further details.

- Battery Powered
- Multi-function
- Non-volatile Data Storage
- Hand Held or Surface Mounting
- Easy to Use
- High Resolution Read-out

CONTROL SOFTWARE

Model No - OM-EL-WIN

Easy to install and use, the control software will run under Windows 95 or 3.1 and enable the user to control one or more EasyLogs, operating them as a complete system. Supplied on a 3½" disk with a manual and serial link.

ACCESSORIES - CABLES

Model No - OM-EL-EASYLINK

Extension cable to 'daisy chain' more than one EasyLog. One extension will be needed for each extra OM-EL-2-12BIT module that is attached to the chain.

Input Impedance	200mV Range	>1GΩ
	2V, 20V Range	0.5MΩ
	4-20mA Range	10Ω

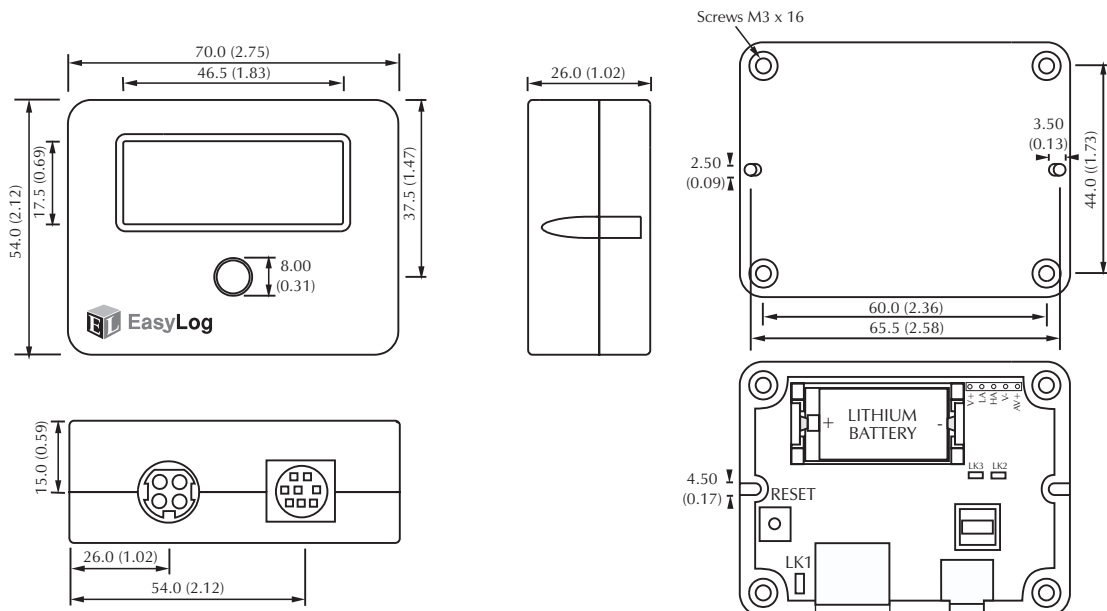


Data Logger			Model No OM-EL-2-12BIT
Specification	Range	Resolution	Accuracy
Temperature - Low Range *	-200 to +200°C	0.1°C	±0.5°C
	-200 to +200 °F	0.1°F	±1°F
Temperature - High Range *	-200 to +850°C	1°C	±1°C
	-328°F to +1562°F	1°F	±2°F
Voltage - D.C.	0 to ±200mV	100µV	±0.05% ±1 Count
	0 to ±2V	1mV	
	0 to ±20V	10mV	
Current - D.C.	4 to 20mA	16µA	±0.1% ±1 Count
Battery	3.6V ½AA lithium (up to 3 years life) **		
Serial link	8 Pin Mini DIN		
Sensor connection	4 Pin Connector		
Memory	Up to 8000 samples**		
Sample rate	1 sample per 5 seconds to 1 per 12 hours.		

* Sensor dependent

** Depending on sample rate

DIMENSIONS All dimensions in mm (inches)



LINK FUNCTIONS

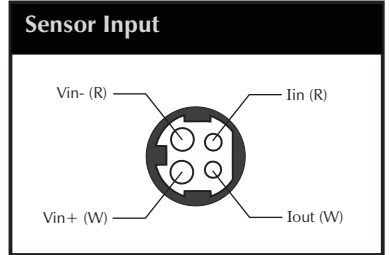
Lk1: When daisy-chaining EasyLog Modules, remove the Lk1 jumpers from all modules except one.

Lk2 & Lk3: Fit these jumpers as shown in the table (right).

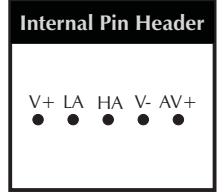
Measurement Range Jumper	Link Setting
200mV	Lk2 open, Lk3 Open
2V	Lk2 closed, Lk3 open
20V	Lk2 closed, Lk3 open
4-20mA	Lk2 open, Lk3 closed
Temperature (Low Range)	Lk2 open, Lk3 open
Temperature (High Range)	Lk2 open, Lk3 open

PIN FUNCTIONS

SW:	Switch input, normally pulled high. Connect momentarily to V- to take a reading in One-Shot mode or to start logging when configured for Push-to-Start in OM-EL-WIN.
AV+:	Test pin. Do Not Use.
V-, V+:	External power supply connections. Read Important Note below prior to use. External supply voltage range 3 to 3.6Vdc. External power supply must be floating with respect to the signal to be measured.
HA, LA	Normally at V-, these pins go high when their respective alarm levels have been reached or exceeded.



IMPORTANT NOTE- Always remove the Lithium battery from the module **BEFORE** connecting an external power supply to the module.
Failure to do so may cause the battery to explode.



BATTERY REPLACEMENT

Only use 1/2AA 3.6V lithium. The list below is not exhaustive. Check with supplier that the battery you are ordering is 'press fit' and is not fitted with solder tags. Take care to connect correctly. **DO NOT PRESS ON LCD WHEN INSERTING BATTERY.**

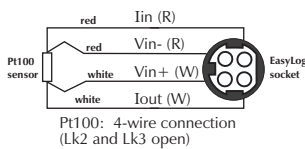
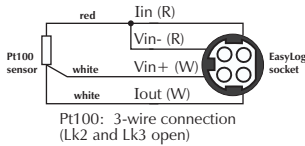
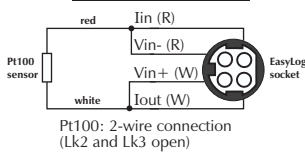
MANUFACTURER	PART NUMBER	MANUFACTURER'S ORDER CODE
MAXELL	ER 3STC	n/a
SAFT	LS3	n/a
SONNENSCHNEIN	SL-750/S	1107 501 100
TADIRAN	1/2AA/S	1551-02-210-000

WARNING: Handle lithium batteries carefully - observe warnings on battery casing. Dispose of in accordance with local regulations.

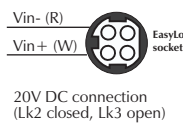
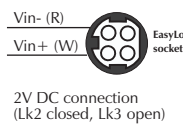
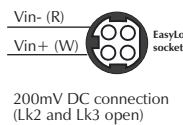
APPLICATIONS **NOTE -** It is possible to measure parameters other than those outlined below. Use an appropriate sensor and conditioning circuit to convert the parameter to be measured into a linear voltage or current and apply this signal to a suitably scaled OM-EL-2-12BIT module.

Measurement signals must always be isolated from the communications signals.

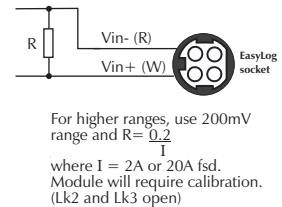
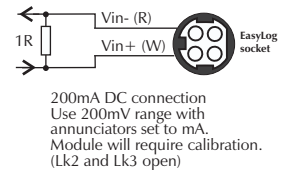
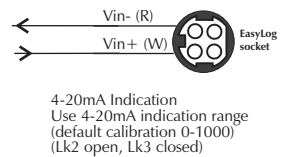
TEMPERATURE



VOLTAGE



CURRENT



OMEGAnet™ On-Line Service http://www.omega.com	Internet e-mail info@omega.com
--	---

Servicing North America:

USA: ISO 9001 Certified	One Omega Drive, Box 4047 Stamford, CT 06907-0047 Tel: (203) 359-1660 e-mail: info@omega.com	FAX: (203) 359-7700
Canada:	976 Bergar Laval (Quebec) H7L 5A1 Tel: (514) 856-6928 e-mail: canada@omega.com	FAX: (514) 856-6886

For immediate technical or application assistance:

USA and Canada:	Sales Service: 1-800-826-6342 / 1-800-TC-OMEGA SM Customer Service: 1-800-622-2378 / 1-800-622-BEST SM Engineering Service: 1-800-872-9436 / 1-800-USA-WHEN SM TELEX: 996404 EASYLINK: 62968934 CABLE: OMEGA
------------------------	--

Mexico and Latin America:	Tel: (95) 800-TC-OMEGA SM En Español: (203) 359-1660 ext:2203	FAX: (95) 203-359-7807 e-mail: espanol@omega.com
----------------------------------	---	--

Servicing Europe:

Benelux:	Postbus 8034, 1180 LA Amstelveen, The Netherlands Tel: (31) 20 6418405 Toll Free in Benelux: 06 0993344 e-mail: nl@omega.com	FAX: (31) 20 6434643
Czech Republic:	Ostravska 767, 733 01 Karvina Tel: 42 (69) 6311899 e-mail: czech@omega.com	FAX: 42 (69) 6311114
France:	9, rue Denis Papin, 78190 Trappes Tel: (33) 130-621-400 Toll Free in France: 0800-4-06342 e-mail: france@omega.com	FAX: (33) 130-699-120
Germany/Austria:	Daimlerstrasse 26, D-75392 Deckenpfronn, Germany Tel: 49 (07056) 3017 Toll Free in Germany: 0130 11 21 66 e-mail: germany@omega.com	FAX: 49 (07056) 8540
United Kingdom: ISO 9002 Certified	25 Swannington Road, Broughton Astley, Leicestershire, LE9 6TU, England Tel: 44 (1455) 285520 FAX: 44 (1455) 283912 Toll Free in England: 0800-488-488 e-mail: uk@omega.com	PO Box 7, Omega Drive, Irlam, Manchester, M44 5EX, England Tel: 44 (161) 777-6611 FAX: 44 (161) 777-6622

WARRANTY/DISCLAIMER

OMEGA ENGINEERING, INC. warrants this unit to be free of defects in materials and workmanship for a period of 13 months from date of purchase. OMEGA Warranty adds an additional one (1) month grace period to the normal one (1) year product warranty to cover handling and shipping time. This ensures that OMEGA's customers receive maximum coverage on each product.

If the unit should malfunction, it must be returned to the factory for evaluation. OMEGA's Customer Service Department will issue an Authorized Return (AR) number immediately upon phone or written request. Upon examination by OMEGA, if the unit is found to be defective it will be repaired or replaced at no charge. OMEGA's WARRANTY does not apply to defects resulting from any action of the purchaser, including but not limited to mishandling, improper interfacing, operation outside of design limits, improper repair, or unauthorized modification. This WARRANTY is VOID if the unit shows evidence of having been tampered with or shows evidence of being damaged as a result of excessive corrosion; or current, heat, moisture or vibration; improper specification; misapplication; misuse or other operating conditions outside of OMEGA's control. Components which wear are not warranted, including but not limited to contact points, fuses, and triacs.

OMEGA is pleased to offer suggestions on the use of its various products. However, OMEGA neither assumes responsibility for any omissions or errors nor assumes liability for any damages that result from the use of its products in accordance with information provided by OMEGA, either verbal or written. OMEGA warrants only that the parts manufactured by it will be specified and free of defects. OMEGA MAKES NO OTHER WARRANTIES OR REPRESENTATIONS OF ANY KIND WHATSOEVER, EXPRESSED OR IMPLIED, EXCEPT THAT OF TITLE, AND ALL IMPLIED WARRANTIES INCLUDING ANY WARRANTY OF MERCHANTABILITY AND FITNESS FOR A PARTICULAR PURPOSE ARE HEREBY DISCLAIMED. LIMITATION OF LIABILITY: The remedies of purchaser set forth herein are exclusive and the total liability of OMEGA with respect to this order, whether based on contract, warranty, negligence, indemnification, strict liability or otherwise, shall not exceed the purchase price of the component upon which liability is based. In no event shall OMEGA be liable for consequential, incidental or special damages.

CONDITIONS: Equipment sold by OMEGA is not intended to be used, nor shall it be used: (1) as a "Basic Component" under 10 CFR 21 (NRC), used in or with any nuclear installation or activity; or (2) in medical applications or used on humans. Should any Product(s) be used in or with any nuclear installation or activity, medical application, used on humans, or misused in any way, OMEGA assumes no responsibility as set forth in our basic WARRANTY/DISCLAIMER language, and additionally, purchaser will indemnify OMEGA and hold OMEGA harmless from any liability or damage whatsoever arising out of the use of the Product(s) in such a manner.

RETURN REQUESTS/INQUIRIES

Direct all warranty and repair requests/inquiries to the OMEGA Customer Service Department. BEFORE RETURNING ANY PRODUCT(S) TO OMEGA, PURCHASER MUST OBTAIN AN AUTHORIZED RETURN (AR) NUMBER FROM OMEGA'S CUSTOMER SERVICE DEPARTMENT (IN ORDER TO AVOID PROCESSING DELAYS). The assigned AR number should then be marked on the outside of the return package and on any correspondence.

The purchaser is responsible for shipping charges, freight, insurance and proper packaging to prevent breakage in transit. FOR WARRANTY RETURNS, please have the following information available BEFORE contacting OMEGA:

1. P.O. number under which the product was PURCHASED,
2. Model and serial number of the product under warranty, and
3. Repair instructions and/or specific problems relative to the product.

OMEGA's policy is to make running changes, not model changes, whenever an improvement is possible. This affords our customers the latest in technology and engineering. OMEGA is a registered trademark of OMEGA ENGINEERING, INC.

© Copyright 1996 OMEGA ENGINEERING, INC. All rights reserved. This document may not be copied, photocopied, reproduced, translated, or reduced to any electronic medium or machine-readable form, in whole or in part, without prior written consent of OMEGA ENGINEERING, INC.

It is the policy of OMEGA to comply with all worldwide safety and EMC/EMI regulations that apply. OMEGA is constantly pursuing certification of its products to the European New Approach Directives. OMEGA will add the CE mark to every appropriate device upon certification.

The information contained in this document is believed to be correct but OMEGA Engineering, Inc. accepts no liability for any errors it contains, and reserves the right to alter specifications without notice.

WARNING: These products are not designed for use in, and should not be used for, patient connected applications.